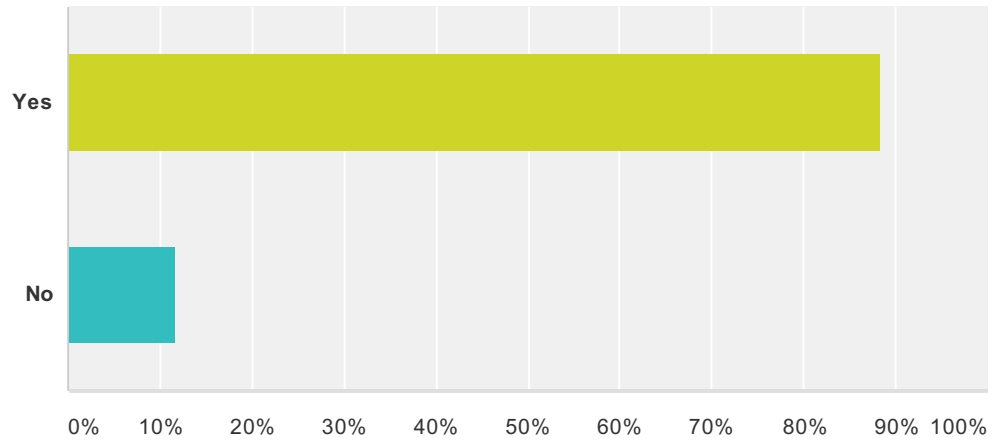


Q1 Are you a Vice Chair of Education or perform that role if not title?

Answered: 34 Skipped: 0



Answer Choices	Responses	
Yes	88.24%	30
No	11.76%	4
Total		34

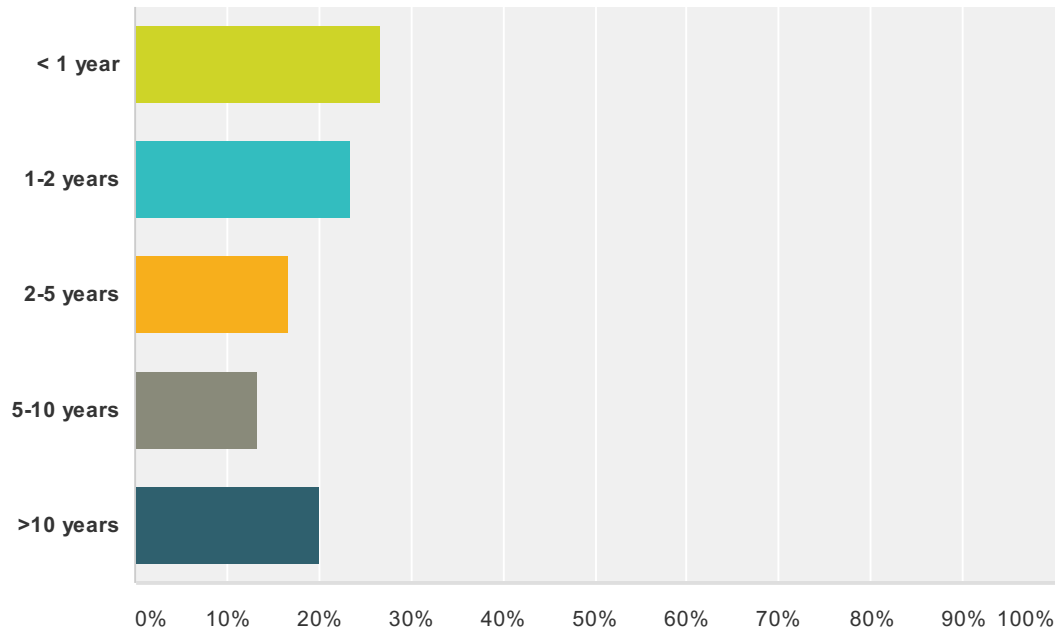
Q2 If you are willing, please complete the following (leave blank if you wish to be anonymous)

Answered: 23 Skipped: 11

Answer Choices	Responses	
Name	100.00%	23
Institution	100.00%	23
Email	100.00%	23

Q3 How long have you been a Vice Chair of Education?

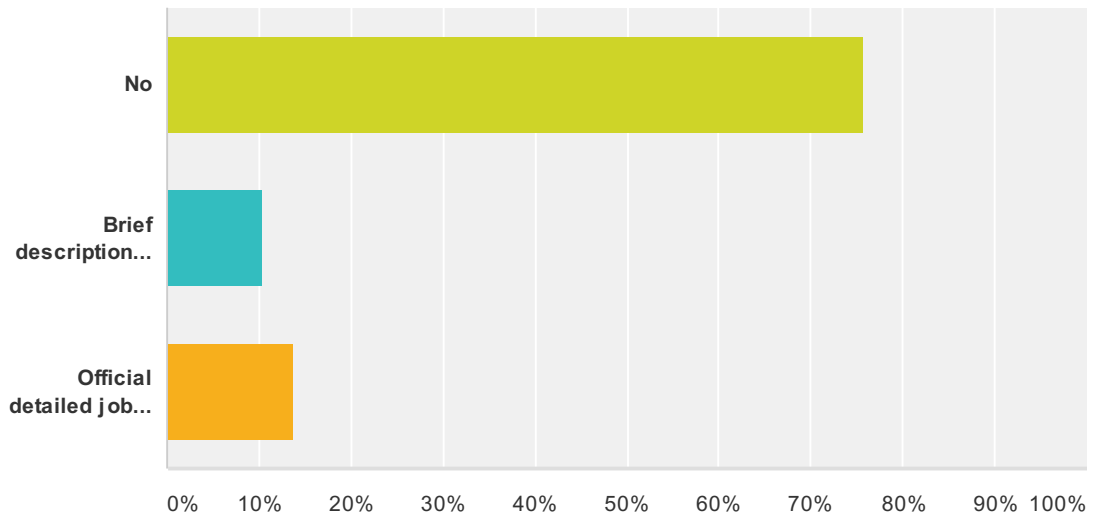
Answered: 30 Skipped: 4



Answer Choices	Responses
< 1 year	26.67% 8
1-2 years	23.33% 7
2-5 years	16.67% 5
5-10 years	13.33% 4
>10 years	20.00% 6
Total	30

Q4 Did you have a job description when you started? If so please mail it to petra.lewis@hitchcock.org

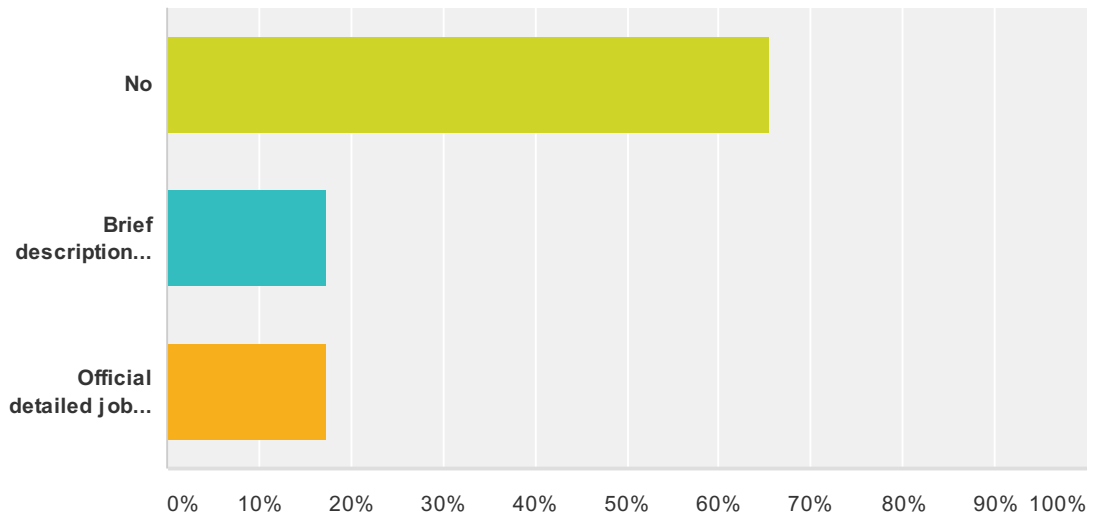
Answered: 29 Skipped: 5



Answer Choices	Responses
No	75.86% 22
Brief description only	10.34% 3
Official detailed job description	13.79% 4
Total	29

Q5 Do you have a job description NOW? If so, please mail it to petra.lewis@hitchcock.org

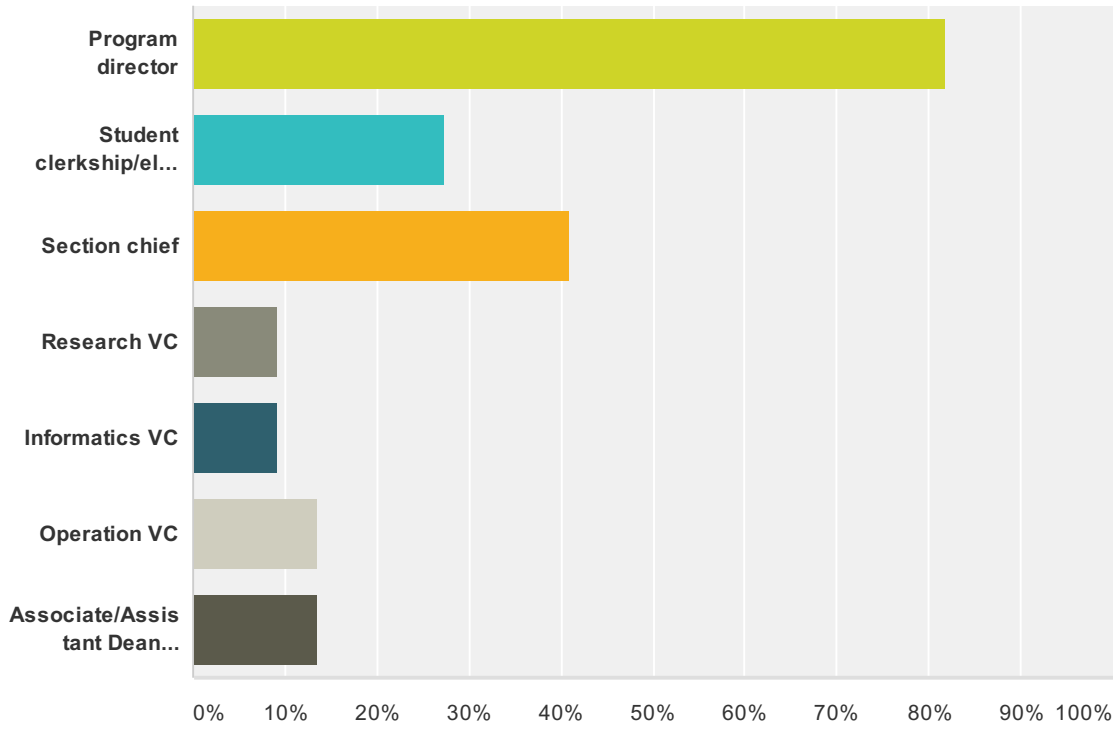
Answered: 29 Skipped: 5



Answer Choices	Responses
No	65.52% 19
Brief description only	17.24% 5
Official detailed job description	17.24% 5
Total	29

Q6 Do you have any of the following additional roles in the department/institution? (select all)

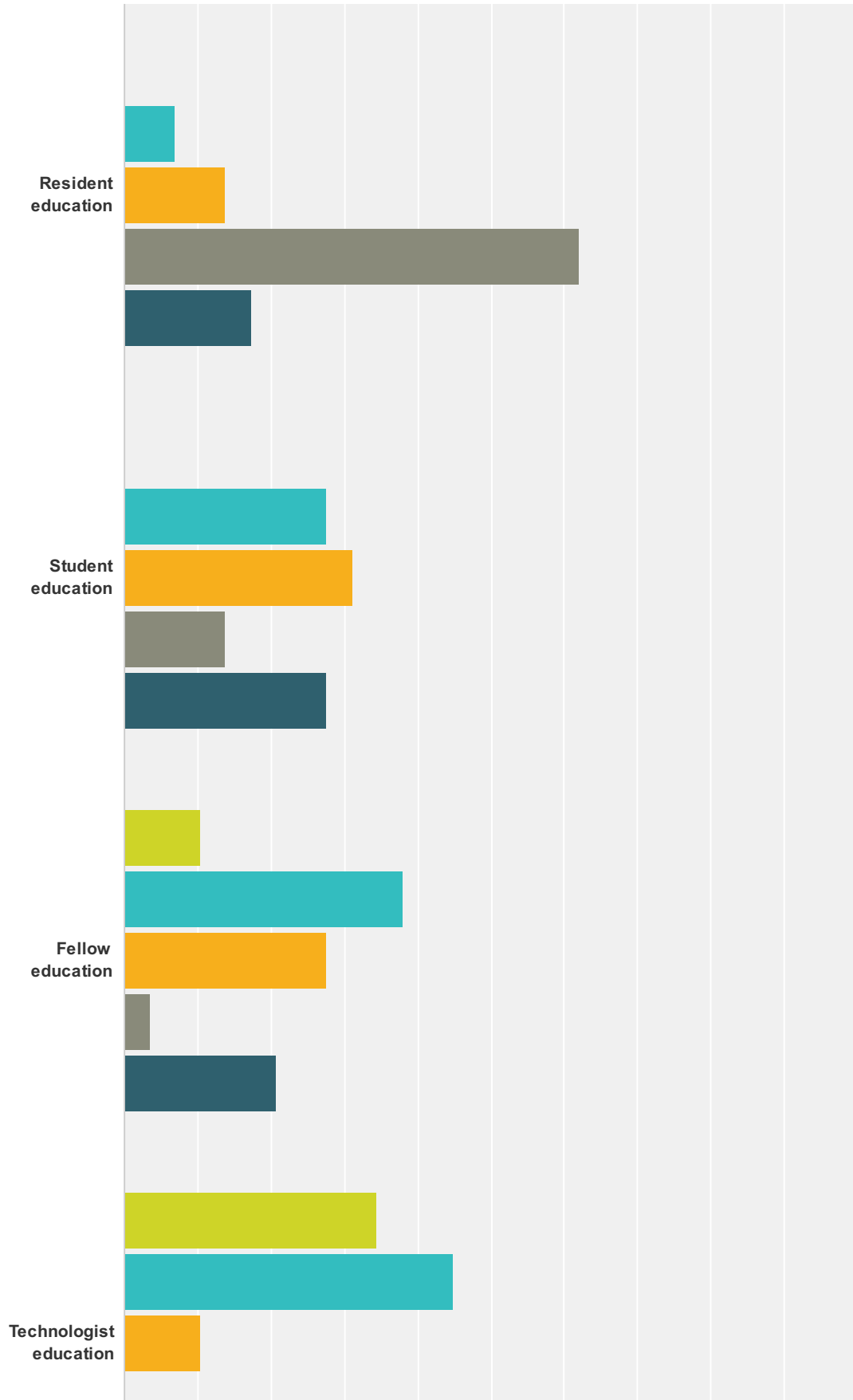
Answered: 22 Skipped: 12



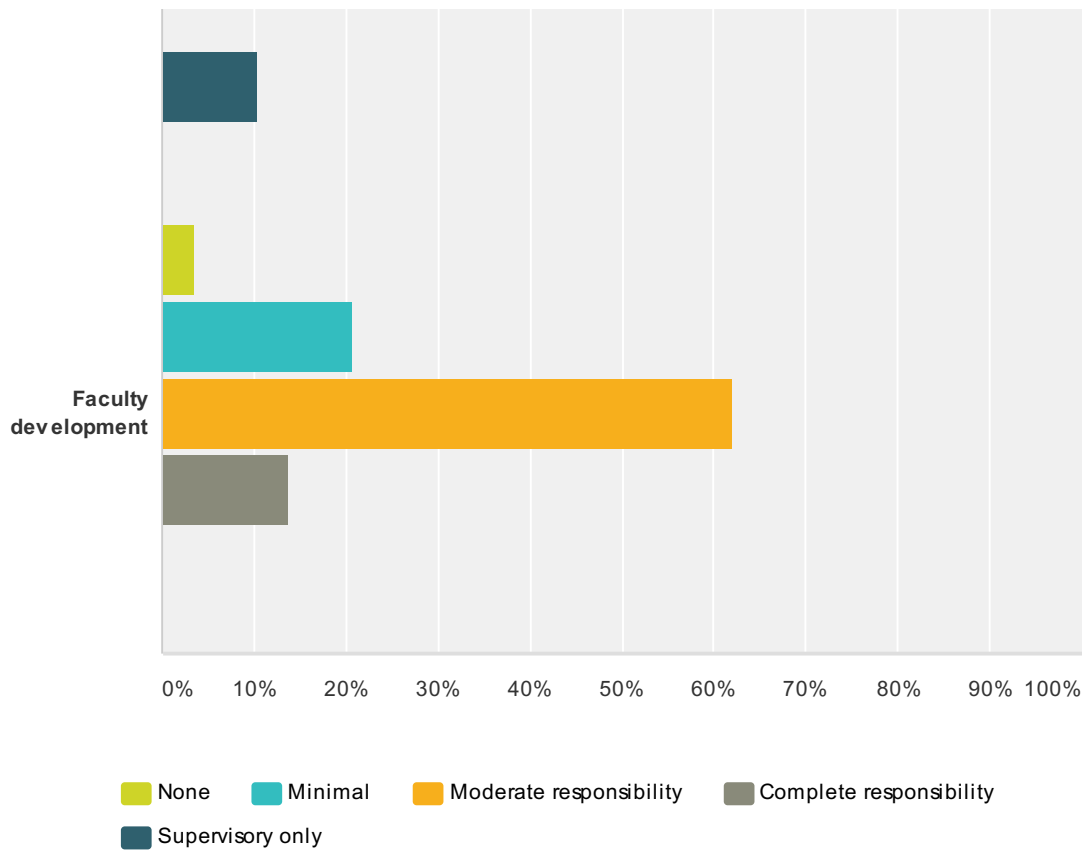
Answer Choices	Responses
Program director	81.82% 18
Student clerkship/elective director	27.27% 6
Section chief	40.91% 9
Research VC	9.09% 2
Informatics VC	9.09% 2
Operation VC	13.64% 3
Associate/Assistant Dean (medical School)	13.64% 3
Total Respondents: 22	

Q7 How would you describe your level of responsibility for the following activities?

Answered: 29 Skipped: 5



Vice Chairs in Education Job Description

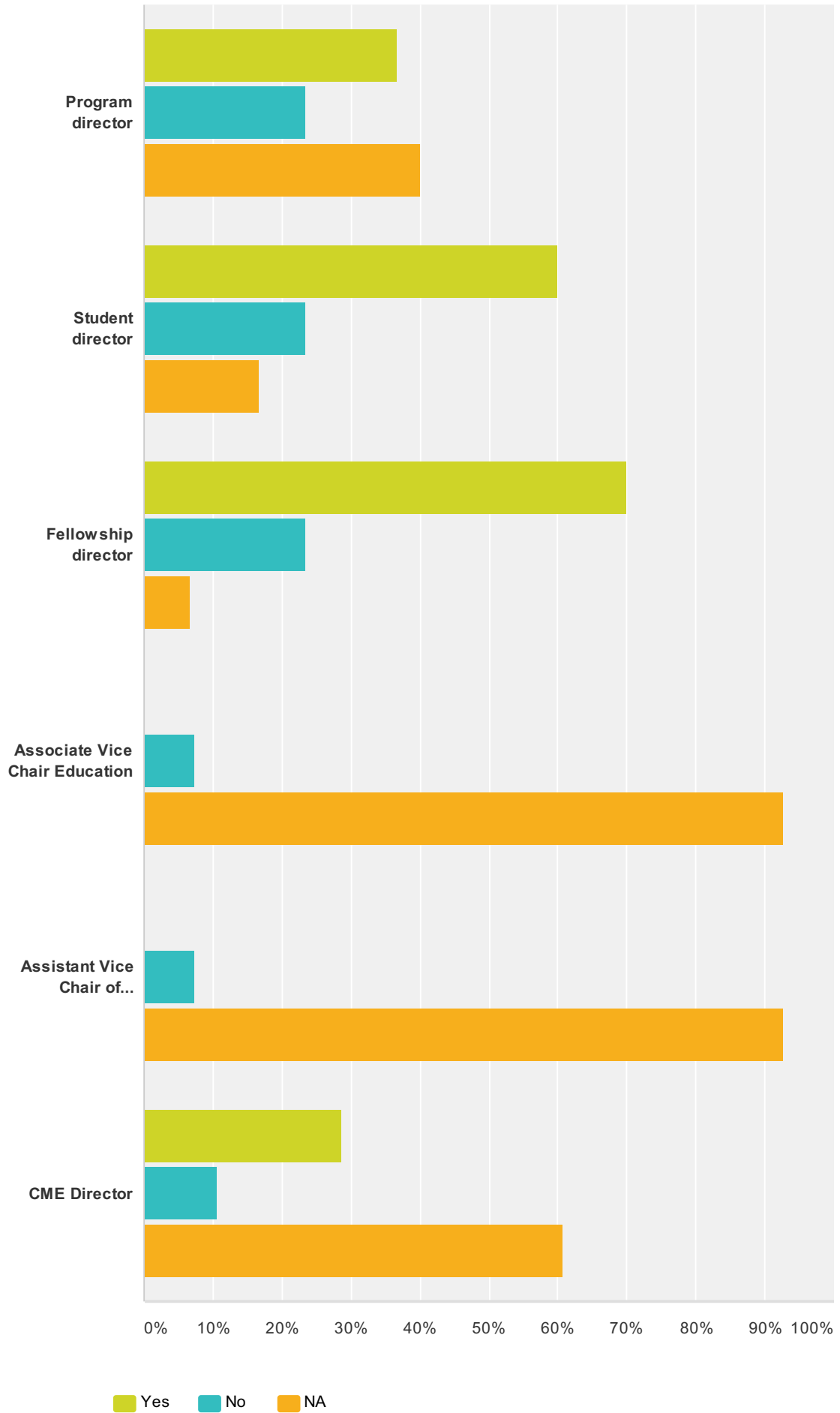


	None	Minimal	Moderate responsibility	Complete responsibility	Supervisory only	Total
Resident education	0.00% 0	6.90% 2	13.79% 4	62.07% 18	17.24% 5	29
Student education	0.00% 0	27.59% 8	31.03% 9	13.79% 4	27.59% 8	29
Fellow education	10.34% 3	37.93% 11	27.59% 8	3.45% 1	20.69% 6	29
Technologist education	34.48% 10	44.83% 13	10.34% 3	0.00% 0	10.34% 3	29
Faculty development	3.45% 1	20.69% 6	62.07% 18	13.79% 4	0.00% 0	29

Q8 Do the following faculty 'report' to you?

Answered: 30 Skipped: 4

Vice Chairs in Education Job Description

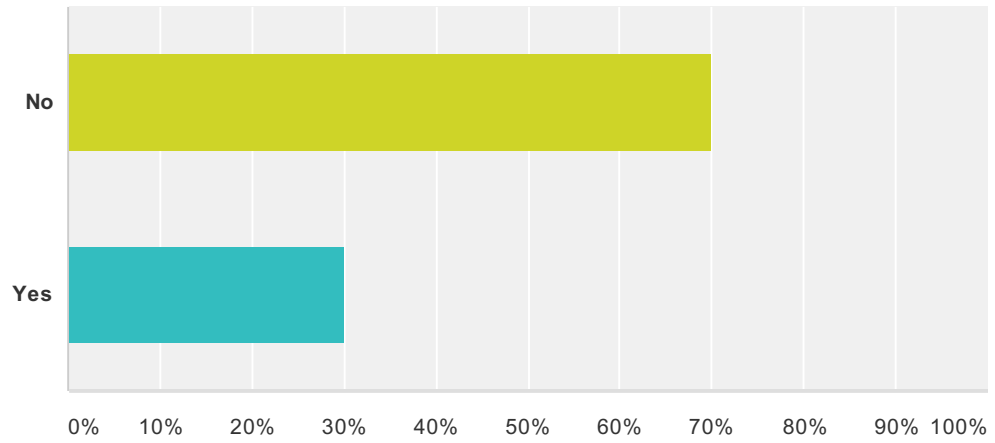


Vice Chairs in Education Job Description

	Yes	No	NA	Total
Program director	36.67% 11	23.33% 7	40.00% 12	30
Student director	60.00% 18	23.33% 7	16.67% 5	30
Fellowship director	70.00% 21	23.33% 7	6.67% 2	30
Associate Vice Chair Education	0.00% 0	7.41% 2	92.59% 25	27
Assistant Vice Chair of Education	0.00% 0	7.41% 2	92.59% 25	27
CME Director	28.57% 8	10.71% 3	60.71% 17	28

Q9 Do you report to anyone other than the Department Chair?

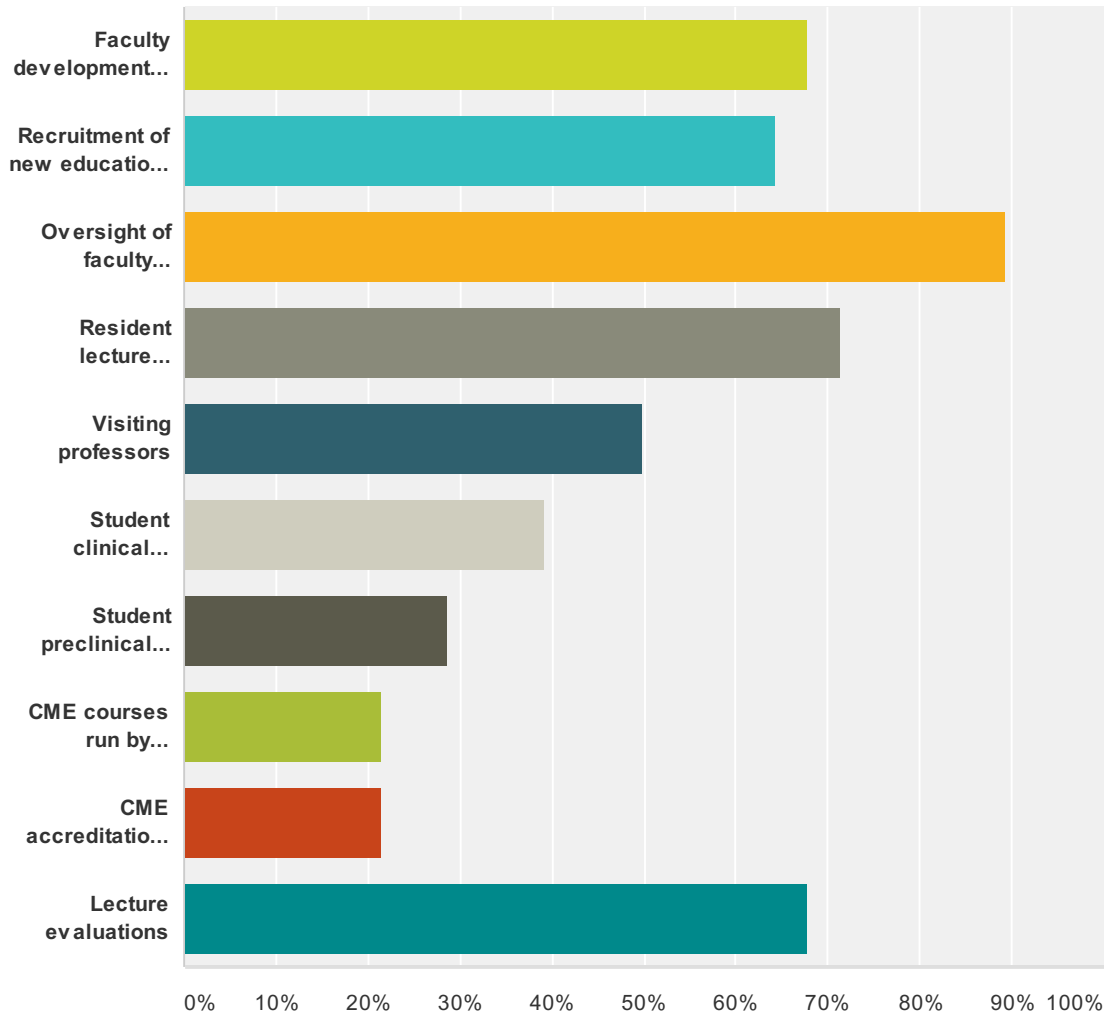
Answered: 30 Skipped: 4



Answer Choices	Responses	
No	70.00%	21
Yes	30.00%	9
Total		30

Q10 Which of the following activities are you responsible for?

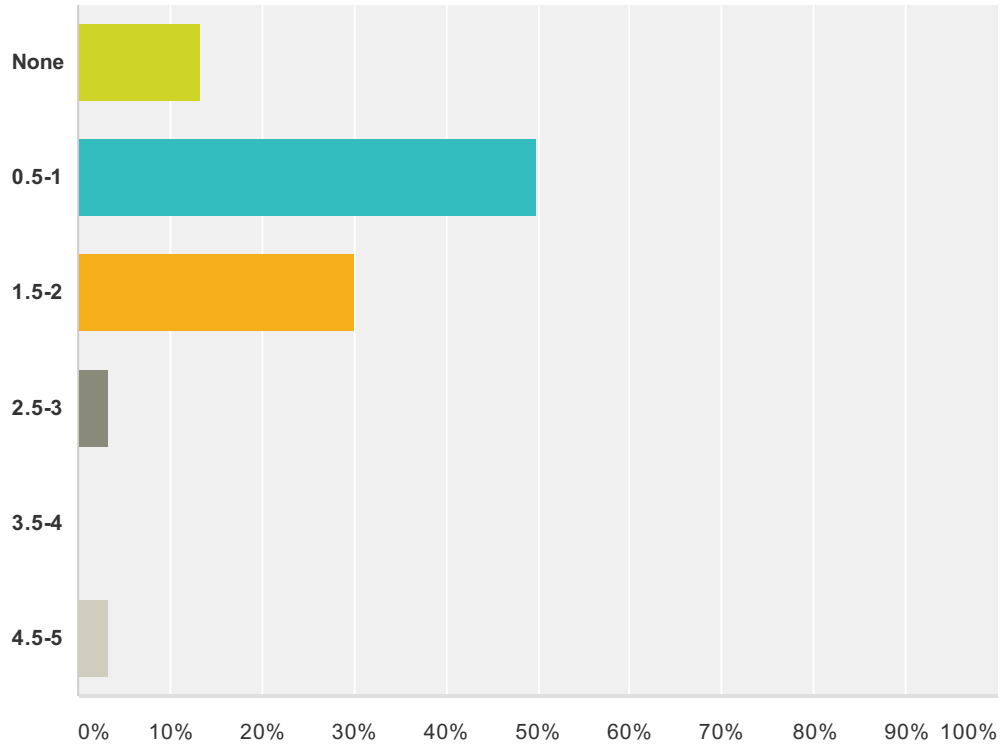
Answered: 28 Skipped: 6



Answer Choices	Responses
Faculty development curriculum	67.86% 19
Recruitment of new educational Directors (i.e. Residency, Student, Fellowship, CME)	64.29% 18
Oversight of faculty evaluations	89.29% 25
Resident lecture curriculum	71.43% 20
Visiting professors	50.00% 14
Student clinical curriculum	39.29% 11
Student preclinical teaching	28.57% 8
CME courses run by department	21.43% 6
CME accreditation for departmental lectures	21.43% 6
Lecture evaluations	67.86% 19
Total Respondents: 28	

Q11 How much dedicated days/week are you given for VC of Education duties?

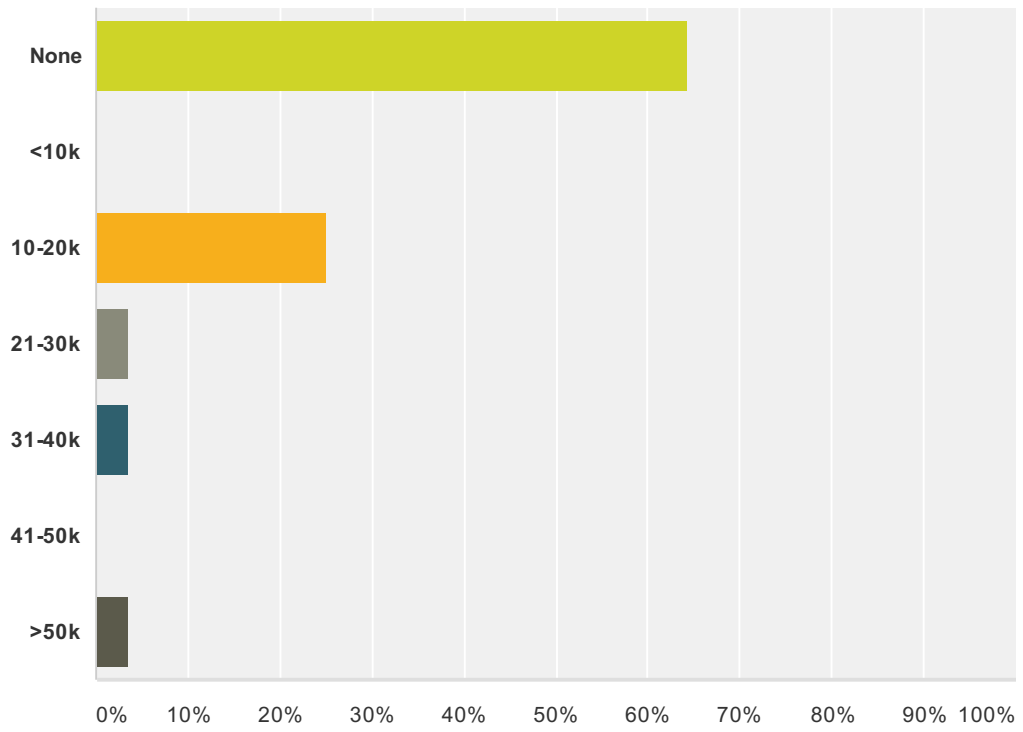
Answered: 30 Skipped: 4



Answer Choices	Responses
None	13.33% 4
0.5-1	50.00% 15
1.5-2	30.00% 9
2.5-3	3.33% 1
3.5-4	0.00% 0
4.5-5	3.33% 1
Total	30

Q12 Did you get an incremental salary increase for being VC of Education, and if so how much?

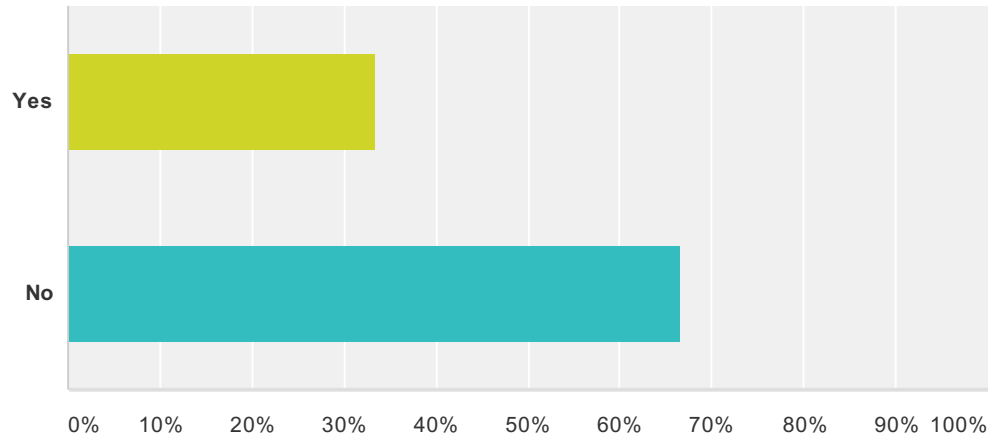
Answered: 28 Skipped: 6



Answer Choices	Responses
None	64.29% 18
<10k	0.00% 0
10-20k	25.00% 7
21-30k	3.57% 1
31-40k	3.57% 1
41-50k	0.00% 0
>50k	3.57% 1
Total	28

Q13 Do you have a formal budget to spend on educational resources for your department?

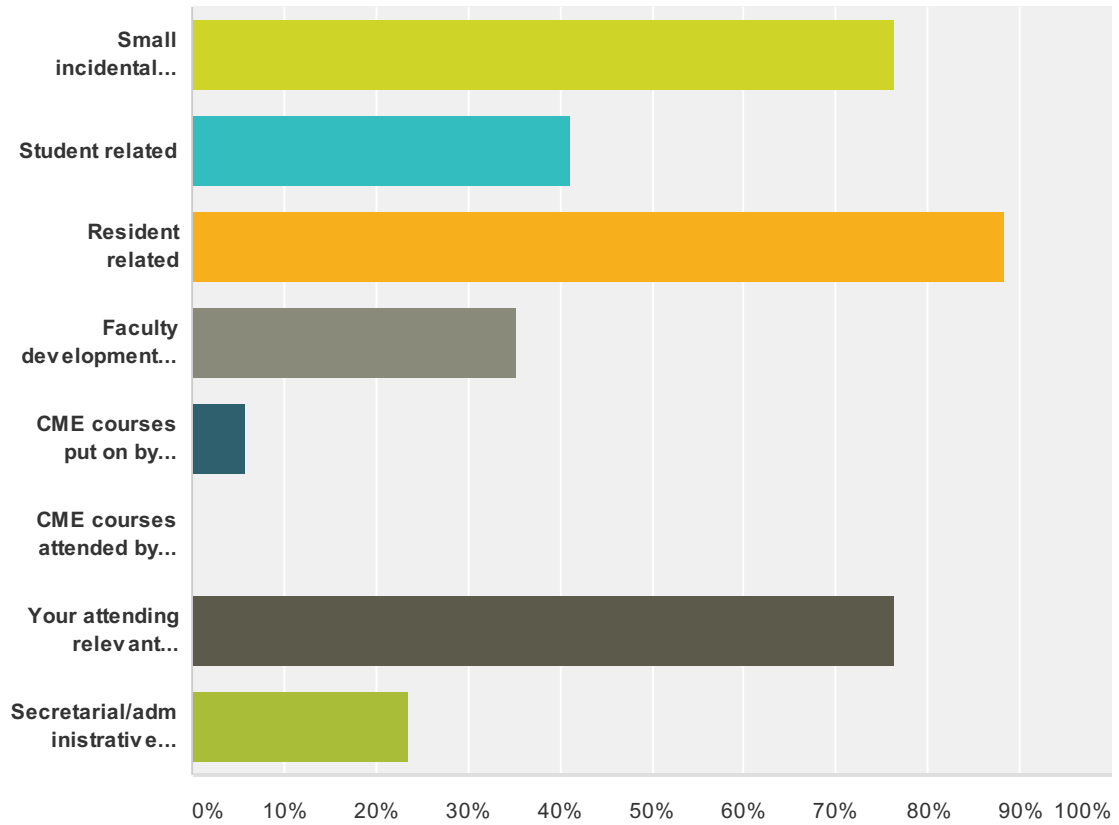
Answered: 30 Skipped: 4



Answer Choices	Responses
Yes	33.33% 10
No	66.67% 20
Total	30

Q14 Which of the following expenses is the budget supposed to support?

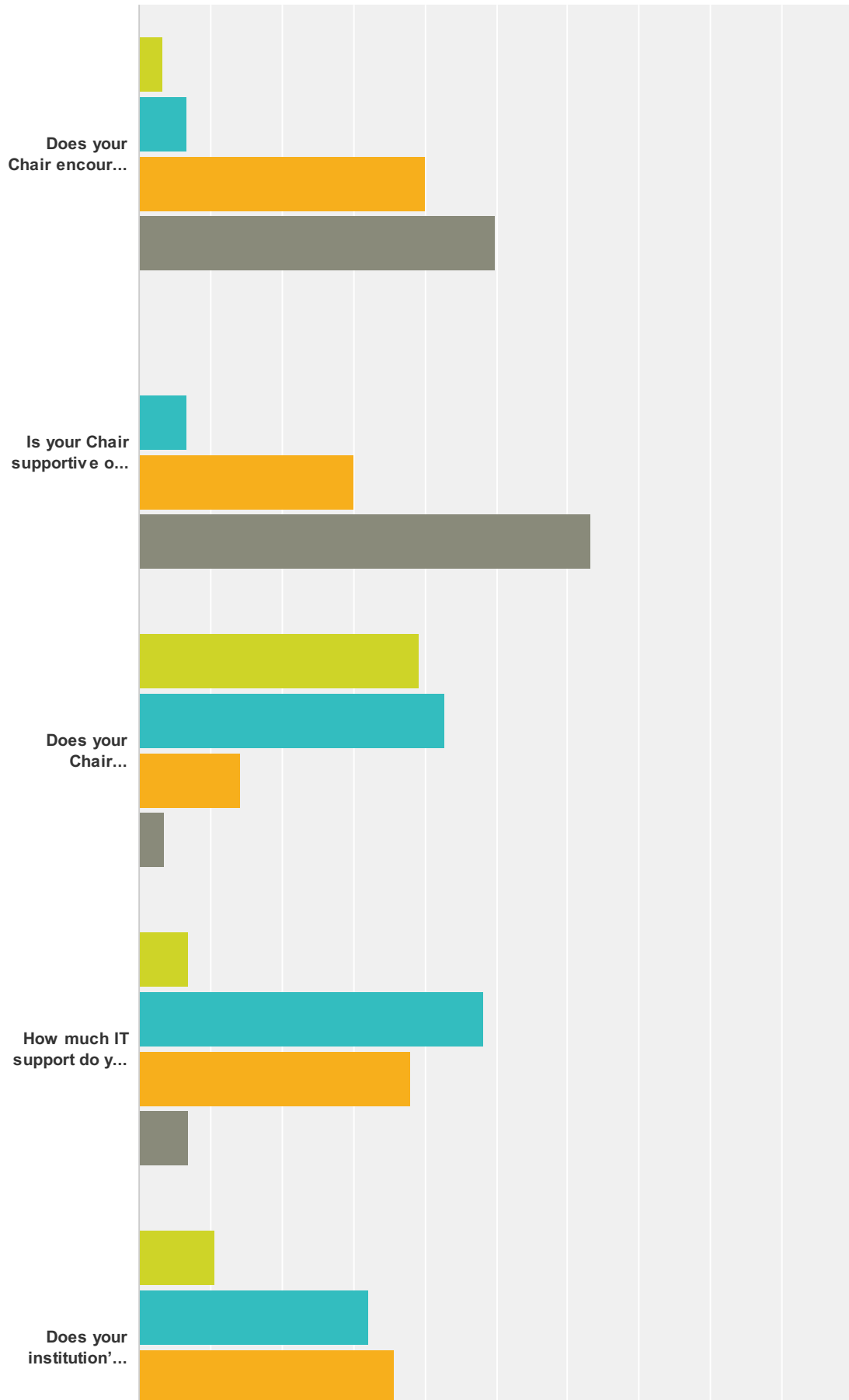
Answered: 17 Skipped: 17



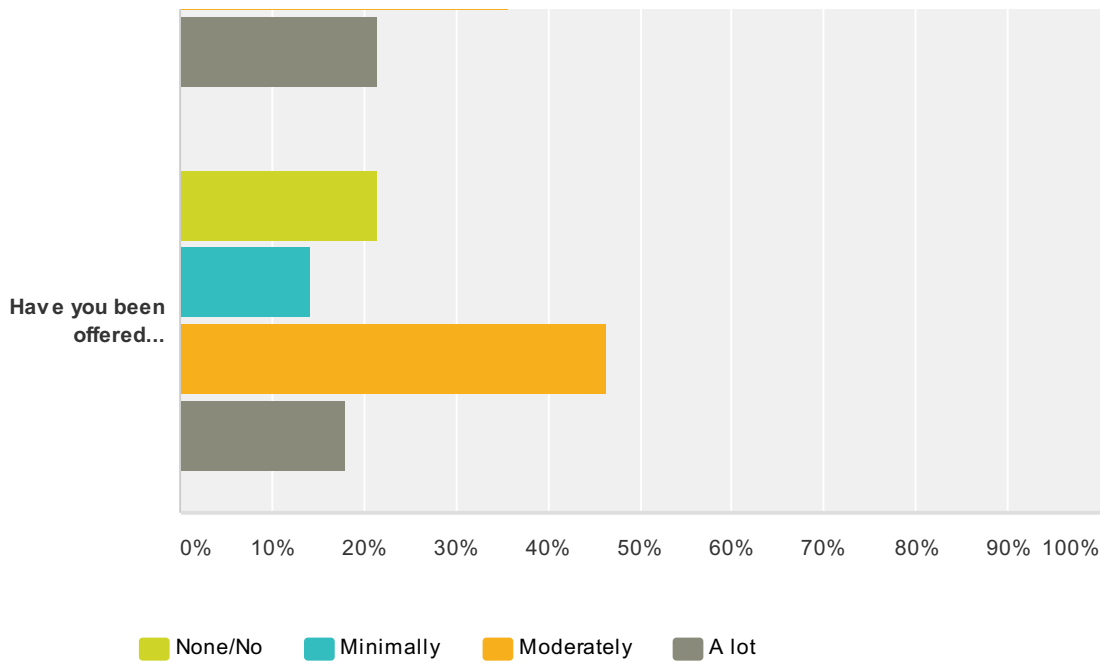
Answer Choices	Responses
Small incidental educational items	76.47% 13
Student related	41.18% 7
Resident related	88.24% 15
Faculty development within department	35.29% 6
CME courses put on by department	5.88% 1
CME courses attended by general faculty	0.00% 0
Your attending relevant courses (i.e. AUR)	76.47% 13
Secretarial/administrative staff	23.53% 4
Total Respondents: 17	

Q15 Please rank the following questions?

Answered: 30 Skipped: 4



Vice Chairs in Education Job Description



	None/No	Minimally	Moderately	A lot	Total
Does your Chair encourage you to innovate new education related initiatives?	3.33% 1	6.67% 2	40.00% 12	50.00% 15	30
Is your Chair supportive of you in your role as Education Vice Chair?	0.00% 0	6.67% 2	30.00% 9	63.33% 19	30
Does your Chair micromanage your decisions?	39.29% 11	42.86% 12	14.29% 4	3.57% 1	28
How much IT support do you have?	6.90% 2	48.28% 14	37.93% 11	6.90% 2	29
Does your institution's GME Office provide meaningful guidance and support?	10.71% 3	32.14% 9	35.71% 10	21.43% 6	28
Have you been offered training in 'people management' (addressing challenging behaviors, remediation, breaking bad news, etc.)	21.43% 6	14.29% 4	46.43% 13	17.86% 5	28