

AUR 57th Annual Meeting Program

Black entry indicates educational programming; peach entry indicates society-specific event; peach shading highlights quality-related topics.

Q indicates Quality Track.

R indicates programming of special interest to residents.

SAR indicates programming of special interest to SARRAD participants.

* indicates sessions that required prior registration.

Tuesday, May 12, 2009


6:30–8:00 AM	Continental Breakfast (all attendees) Location: Arlington Ballroom Salon 4	
6:30 AM–4:30 PM	Meeting Registration Location: Arlington Ballroom Registration Desk	
6:30 AM–6:00 PM	Speaker Ready Room Location: Arlington Ballroom Salon 5	
7:00–8:30 AM	APDR Session World Café Discussion: Educating Residents and Students in the 21st Century ED Location: Arlington Ballroom Salon 3 Moderator: <i>Beverly P. Wood, MD, MEd, PhD</i> Faculty: <i>Sandra J. Allison, MD</i> <i>Robert F. Buchmann, DO</i> <i>Lori A. Deitte, MD</i> <i>Lisa H. Lowe, MD</i> <i>Charles Maxfield, MD</i> <i>Eleanor M. Smergel, MD</i> <i>Courtney A. Woodfield, MD</i> Learning Objectives: <ol style="list-style-type: none"> 1. Identify the factors that can motivate learners to reach successful outcomes. 2. Assist your learners in becoming self-directed learners. 3. Develop meaningful and constructive feedback, and deliver it effectively. 4. Design and deliver a successful remediation program. 5. Design and deliver learning that will “stick.” 	
7:00–8:30 AM	A³CR² Steering Committee Meeting Location: McLean	
7:00–8:30 AM	APCR Board Meeting Location: Fairfax Boardroom	
7:00 AM–5:30 PM	SCARD Scenario Planning Group Location: Jefferson	

* Faculty financial disclosures are located in the Faculty Index.



7:30–8:30 AM	Medical Education Research Certificate (MERC) Breakfast* Location: Arlington Ballroom Salon 1	
8:00–9:00 AM	AUR Long-Range Planning Committee Meeting Location: Grand Ballroom Salon K	
8:30–9:30 AM	APCR Past Presidents Meeting Location: Fairfax Boardroom	
8:30–10:00 AM	(R) A³CR² Case-based Review 1 (Pulmonary Imaging, Ultrasound) (SAR) Location: Arlington Ballroom Salon 6 Moderator: <i>Vanessa Van Duyn Wear, MD</i> Faculty: <i>Tan-Lucien H. Mohammed, MD*</i> <i>Vikram S. Dogra, MD</i>	CH US
8:30–10:00 AM	APDR/APCR Session Resident Selection 101: The Fundamentals Location: Arlington Ballroom Salon 3 Moderator: <i>Martha B. Mainiero, MD</i>	ED MA PR
[8:30–9:00 AM]	Resident Selection: Program Director's Point of View Faculty: <i>Janet E. Bailey, MD</i> Learning Objectives: 1. Briefly review the literature on resident selection. 2. Understand basics of the resident selection process at one institution and how it has evolved. 3. Know that interviewing residency candidates is an opportunity to recruit residents, as well as future fellows and faculty. 4. Understand the role of the medical school record in discerning which students did well in medical school and might therefore be expected to have a better chance than their peers of performing well in residency.	
[9:00–9:20 AM]	Resident Selection: Program Coordinator's Point of View Faculty: <i>Theresa Eacobacci, BS</i> Learning Objectives: 1. Understand the challenges and deadlines of the interview process. 2. View how an interview day is managed at our institution. 3. Gain an overview of the interview process from a coordinator's perspective.	
[9:20–9:50 AM]	Resident Selection: Student Advisor and Medical Student Point of View Faculty: <i>Jessica H. Hayward, MD</i> <i>Petra J. Lewis, MD</i> Learning Objectives: 1. Understand the importance of a dedicated and well-informed student advisor. 2. Understand how students are mentored and advised before and during radiology residency application. 3. Learn how this mentoring may affect student applications and behavior at interviews. 4. Understand how student perceptions of a program's strengths and weaknesses are acquired. 5. Develop insight into how the interview process at a program can attract or repel students.	
[9:50–10:00 AM]	Panel Discussion	

* Faculty financial disclosures are located in the Faculty Index.

8:30–10:00 AM	<p>MERC Workshop (Co-sponsored by APDR and RSNA)* ED RS</p> <p>Data Management and Basic Statistics Location: Arlington Ballroom Salon 1 Course Director: <i>Jannette Collins, MD, MEd, FCCP*</i> Facilitator: <i>Judy A. Shea, PhD</i></p> <p>Learning Objectives:</p> <ol style="list-style-type: none"> 1. Learn to record data and set up data files. 2. Learn how to check and clean data. 3. Become acquainted with common mistakes. 4. Think about preparation for statistical consultation.
9:00 AM–12:30 PM	<p>AUR Board of Directors Meeting (includes lunch) Location: Grand Ballroom Salon K</p>
9:30–10:00 AM	<p>APCR Liaison Committee Meeting Location: Fairfax Boardroom</p>
10:00–10:30 AM	<p>Break Location: Arlington Ballroom Salon 4</p>
10:00 AM–5:00 PM	<p>Exhibit Viewing Location: Arlington Ballroom Foyer</p>
10:30–11:45 AM	<p>MERC Workshop (Co-Sponsored by APDR and RSNA)* ED RS</p> <p>Data Management and Basic Statistics (continued) Location: Arlington Ballroom Salon 1 Course Director: <i>Jannette Collins, MD, MEd, FCCP*</i> Facilitator: <i>Judy A. Shea, PhD</i></p> <p>Learning Objectives:</p> <ol style="list-style-type: none"> 1. Learn to record data and set up data files. 2. Learn how to check and clean data. 3. Become acquainted with common mistakes. 4. Think about preparation for statistical consultation.
10:30 AM–12:00 PM	<p>A³CR² Case-based Review 2 (Pediatric Radiology, Interventional Radiology) PD VI</p> <p> Location: Arlington Ballroom Salon 6 Moderator: <i>Vanessa Van Duyn Wear, MD</i> Faculty: <i>Angelisa M. Paladin, MD</i> <i>M. Victoria Marx, MD</i></p>
10:30 AM–12:00 PM	<p>APDR/APCR Session ED MA PR</p> <p>Resident Selection 201: The Complex Issues Location: Arlington Ballroom Salon 3 Moderator: <i>Lawrence P. Davis, MD</i></p>
[10:30–10:50 AM]	<p>The Rules of the Match Faculty: <i>Martha B. Mainiero, MD</i></p> <p>Learning Objectives:</p> <ol style="list-style-type: none"> 1. Describe the sequence and rules of the NRMP match process. 2. List the most common reasons for match violation. 3. Understand the proper methods of dealing with unusual match situations.
[10:50–11:10 AM]	<p>What Happens If Your Program Doesn't Match? Faculty: <i>Jocelyn D. Chertoff, MD</i></p> <p>Learning Objectives:</p> <ol style="list-style-type: none"> 1. Describe the sequence of events that occur if a program doesn't match. 2. Describe steps to take in preparation for this occurrence. 3. List pitfalls to avoid in the process.

* Faculty financial disclosures are located in the Faculty Index.



[11:10 AM–12:00 PM]	<p>Resident Selection Panel Discussion Faculty: <i>Janet E. Bailey, MD</i> <i>Jocelyn D. Chertoff, MD</i> <i>Lawrence P. Davis, MD</i> <i>Theresa Eacobacci, BS</i> <i>Jessica H. Hayward, MD</i> <i>Petra J. Lewis, MD</i> <i>Martha B. Mainiero, MD</i></p>	
12:00–1:45 PM	<p>Toshiba Luncheon Program Clinical Update on 320–Detector Row CT in a University Hospital Setting Location: Grand Ballroom Salons C/D/E In order to be in compliance with the Accreditation Council for Continuing Medical Education's Standards of Commercial Support, <i>AMA PRA Category 1 Credit™</i> will not be awarded to physicians attending this session.</p>	
12:00–1:45 PM	<p>Lunch on your own</p>	
12:00–1:45 PM	<p>ACER Executive Committee Meeting Location: Fairfax Boardroom</p>	
12:30–2:00 PM	<p>APDR Committee Meetings Location: Grand Ballroom Salon H</p>	
1:45–2:00 PM	<p>Break</p>	
2:00–3:30 PM	<p>APDR/APCR/ACER Session Calendar Management Location: Arlington Ballroom Salon 3 Moderator: <i>Mark R. Robbin, MD</i> Faculty: <i>Mark R. Robbin, MD</i>—Program Director's View <i>Sally A. Jones, BA</i>—Program Coordinator's View <i>Tejas Dahal, MD</i>—Resident's View</p>	<div style="border: 1px solid black; padding: 2px; width: 20px; margin: 0 auto;">MA</div>
	<p>Learning Objectives:</p> <ol style="list-style-type: none"> 1. Gain insight about the calendar management for our radiology residency programs from the perspective of a radiology resident. 2. Gain insight about the calendar management for our radiology residency programs from the perspective of a radiology program coordinator. 3. Gain insight about the calendar management for our radiology residency programs from the perspective of a radiology program director. 4. Review calendar modifications that must be considered with the new ABR exam schedule beginning with the entering class in 2010. 5. Identify methods to facilitate communication among radiology residents, program coordinators, and program directors about “best practices” related to residency calendar management. 	

* Faculty financial disclosures are located in the Faculty Index.

2:00–3:30 PM	R A³CR² Business Meeting Location: Arlington Ballroom Salon 6	
2:00–5:00 PM	APDR Board of Directors Meeting Location: Grand Ballroom Salon K	
2:00–5:30 PM	Cutting Edge in Optical Imaging Location: Arlington Ballroom Salon 1 In order to be in compliance with the Accreditation Council for Continuing Medical Education's Standards of Commercial Support, <i>AMA PRA Category 1 Credit™</i> will not be awarded to physicians attending this session.	
3:30–4:00 PM	Break Location: Arlington Ballroom Salon 4	
4:00–5:00 PM	AMSER Program Planning Committee Meeting Location: Fairfax Boardroom	
4:00–5:00 PM	RRA Executive Committee Meeting Location: Mt. Vernon	
4:00–5:30 PM	R A³CR² Case-based Review 3 (Cardiac Imaging, Genitourinary Radiology) SAR Location: Arlington Ballroom Salon 6 Moderator: <i>Vanessa Van Duyn Wear, MD</i> Faculty: <i>Gautham P. Reddy, MD</i> <i>Fauzia Q. Vandermeer, MD</i>	CA GU
4:00–5:30 PM	ACER Session How to Get Promoted as a Clinician-Educator Location: Arlington Ballroom Salon 3 Faculty: <i>Felix S. Chew, MD, MBA</i> <i>Angelisa M. Paladin, MD</i> Learning Objectives: 1. Summarize the criteria for promotion to or appointment at the assistant professor, associate professor, and professor levels as a radiology educator. 2. Discuss how to categorize, describe, and present educational activities so that they contribute to meeting the criteria for promotion. 3. Identify resources for professional development as a radiology educator.	ED MA PR
6:00–7:00 PM	R A³CR²/APDR/SCARD/APCR Beer and Pretzels Reception Location: Grand Ballroom Salons C–H	
6:00–10:00 PM	AUR Board of Directors Dinner (by invitation only) Location: Occidental Restaurant	
7:00–8:00 PM	APCR Reception Location: Grand Ballroom Salon K	

* Faculty financial disclosures are located in the Faculty Index.



Wednesday, May 13, 2009

6:30–8:00 AM	<p>Continental Breakfast (all attendees) Location: Arlington Ballroom Salon 4</p>	
6:30 AM–4:30 PM	<p>Meeting Registration Location: Arlington Ballroom Registration Desk</p>	
6:30 AM–5:00 PM	<p>Poster Viewing Location: Arlington Ballroom Salon 4</p>	
6:30 AM–5:00 PM	<p>Exhibit Viewing Location: Arlington Ballroom Foyer</p>	
6:30 AM–6:00 PM	<p>Speaker Ready Room Location: Arlington Ballroom Salon 5</p>	
7:00–8:15 AM	<p>AMA PRA Category 1 Credit™ Poster Session 1 Location: Arlington Ballroom Salon 4</p>	GN
7:00–8:15 AM	<p>AMSER Session Location: Grand Ballroom Salon J</p>	ED
[7:00–7:45 AM]	<p>Linear Curriculum Faculty: <i>Felix S. Chew, MD, MBA</i> <i>Priscilla J. Slanetz, MD, MPH</i></p> <p>Learning Objectives:</p> <ol style="list-style-type: none"> 1. Summarize different viewpoints regarding the appropriate curriculum in radiology for medical students. 2. Describe various options for teaching radiology to medical students. 3. Identify resources for developing or implementing a radiology curriculum for medical students. 	
[7:45–8:15 AM]	<p>Challenge and Change in Medical Education: What Does the 21st Century Hold? Faculty: <i>M. Brownell Anderson</i></p> <p>Learning Objectives:</p> <ol style="list-style-type: none"> 1. Understand the history of the “Flexner Report” and its influence on medical education in the United States and Canada. 2. Consider the challenges medical education faces in the 21st century. 3. Discuss examples of the changes that medical education is undergoing in response to both the challenges and the recognition of the need to change. 	
7:00–8:15 AM	<p>(R) A³CR²/ACR Session Location: Grand Ballroom Salons B/C/D/E Moderator: <i>James H. Thrall, MD*</i></p>	HP
[7:05–7:25 AM]	<p>Economics Faculty: <i>Pamela J. Kassing, MPA, RCC</i></p> <p>Learning Objectives:</p> <ol style="list-style-type: none"> 1. Learn what ACR is doing to preserve radiology and maintain stability during this time of huge change. 2. Discuss the changes in current Medicare and private payer policies as they relate to radiology for 2008. 3. Present bottom-line impacts of these payment policies for 2008. 	
[7:25–7:50 AM]	<p>Government Relations Update Faculty: <i>Michael S. Peters</i></p> <p>Learning Objectives:</p> <ol style="list-style-type: none"> 1. Learn about the ACR’s current government relations activities pertaining to academic radiology, with an emphasis on topics concerning federal research and regulatory agencies. 2. Gain a general understanding of pressing government relations–related issues on the horizon. 3. Learn about the efforts of the ACR Commission on Government Relations–Academic Radiology Subcommittee. 	

* Faculty financial disclosures are located in the Faculty Index.

[7:50–8:15 AM]	<p>Registries Faculty: <i>Laura P. Coombs, PhD</i> Learning Objective: Describe the purpose of the National Radiology Data Registry (NRDR), and identify at least two of the component registries.</p>	
7:00–8:15 AM	<p>GERRAF Session Location: Grand Ballroom Salons F/G Moderator: <i>Ronald L. Arenson, MD</i> 2007 Graduating Fellows <i>Hanna M. Zafar, MD, MS* (G-01)</i> <i>Marta E. Heilbrun, MD* (G-02)</i> <i>Paul P. Cronin, MBBCh* (G-03)</i> Please refer to pages 86–88 for abstracts.</p>	RS
7:00–8:15 AM	<p>APDR Business Meeting Location: Grand Ballroom Salon K</p>	
7:00 AM–5:30 PM	<p>AUR-Agfa Radiology Management Program* Location: Grand Ballroom Salon A</p>	
8:15–8:30 AM	Break	
8:30–10:00 AM	<p>Academy of Radiology Research Executive Committee Meeting Location: Fairfax Boardroom</p>	
8:30–10:00 AM	<p>AUR Session Ethical and Legal Issues in Academic Radiology Panel Discussion Location: Grand Ballroom Salon K Faculty: <i>Jocelyn D. Chertoff, MD</i> <i>Darlene F. Metter, MD</i> <i>Annemarie Relyea-Chew, JD, MS</i></p>	HP PR
	<p>Learning Objectives:</p> <ol style="list-style-type: none"> 1. Introduction to aspects of professional behavior relating to fellow physicians and the public. 2. Understand the rationale and ABR's PD Attestation statement for Authorized User eligibility. 3. Review legal implications of falsifying data or documents. 4. Understand the ACGME policy regarding supervision of residents. 	
8:30–10:00 AM	<p>AMSER Session Debate on Clinical Radiology Clerkships for Medical Students: Should They Be Required or Elective? Location: Grand Ballroom Salon J Timekeeper: <i>Joshua A. Becker, MD</i> Debating in favor of a required clinical radiology clerkship are: <i>Robert A. Novelline, MD</i> <i>Richard B. Gunderman, MD, PhD</i> <i>Mark E. Mullins, MD, PhD</i> Debating in favor of an elective clinical radiology clerkship are: <i>Judith K. Amorosa, MD</i> <i>Richard S. Breiman, MD</i> <i>Donna Magid, MD, MEd</i></p>	ED
	<p>Learning Objectives:</p> <ol style="list-style-type: none"> 1. Present evidence in favor of a required clinical radiology clerkship for medical students. 2. Present evidence in favor of an elective clinical radiology clerkship for medical students. 3. Discussion with audience on clinical clerkship issues, including funding, faculty development, teaching spaces, teaching materials, faculty requirements, and faculty benefits. 	

* Faculty financial disclosures are located in the Faculty Index.

8:30–10:00 AM

APDR Session

HP PR

ABR Update

Location: Grand Ballroom Salon H
 Moderator: *Duane G. Mezwa, MD*
 Faculty: *Gary J. Becker, MD*
N. Reed Dunnick, MD

Learning Objectives:

1. Better understand the changes in examinations of the future for ABR certification.
2. Discuss quality initiatives as they pertain to maintenance of certification (MOC).
3. Further understand the role of the ABR as it relates to the ABMS and its mission.
4. Allow for an open dialogue through questions and answers on all aspects of the ABR testing process and MOC.

8:30–10:00 AM

**RAHSR/A³CR² Critical Thinking Skills Session**

RS



Location: Grand Ballroom Salons B/C/D/E

Special Topics in Critical Thinking and Evidence-based Clinical PracticeModerator: *Yoshimi Anzai, MD, MPH*

[8:30–9:00 AM]

Introduction of Evidence-based RadiologyFaculty: *Rebecca Smith-Bindman, MD*

Learning Objectives:

1. Demonstrate the definition, and importance, of evidence when deciding about the utilization of radiology tests.
2. Gain an understanding of basic study design issues that are important to assess when critically evaluating the published literature.

[9:00–9:30 AM]

Research DesignFaculty: *Ruth C. Carlos, MD, MS**

Learning Objectives:

1. Review different types of study design in radiology.
2. Assess the strengths and weaknesses of each study design.
3. Illustrate each study design with case examples.

[9:30–10:00 AM]

Statistics for RadiologistsFaculty: *Paul P. Cronin, MBBCh**

Learning Objectives:

1. Define the available statistical tests for continuous, categorical, and dichotomous variables.
2. Define the available statistical tests for two and three or more groups.
3. Define the available statistical tests for paired and unpaired groups.
4. Describe the ROC curve and the kappa statistic.
5. Enable the radiologist to critically appraise statistics.

10:00–10:30 AM

Break

Location: Arlington Ballroom Salon 4

10:30 AM–12:00 PM

SCARD Session**Scenario Planning Part 3**

HP MA

Location: Grand Ballroom Salon H
 Faculty: *Norman J. Beauchamp, Jr, MD, MHS**
*Dieter R. Enzmann, MD**
*Alexander Norbash, MD**

Learning Objectives:

1. Understand major trends in health care.
2. Understand difference between strategic and scenario planning.
3. Recognize opportunities and threats to the field of radiology.

* Faculty financial disclosures are located in the Faculty Index.

10:30 AM–12:00 PM	<p>RAHSR/APDR/ACER/AMSER Session</p> <p>Evidence-based Journal Club ED</p> <p>Location: Grand Ballroom Salons B/C/D/E</p> <p>Moderators: <i>Marta E. Heilbrun, MD*</i> <i>Aine M. Kelly, MD, MS</i></p>
[10:30–11:00 AM]	<p>How We Do Evidence-based Journal Club</p> <p>Faculty: <i>Aine M. Kelly, MD, MS</i></p>
[11:00–11:30 AM]	<p>Evidence-based Journal Club: CT Colonoscopy</p> <p>Faculty: <i>Marta E. Heilbrun, MD*</i></p>
[11:30 AM–12:00 PM]	<p>Review of STARD Criteria</p> <p>Faculty: <i>Paul P. Cronin, MBCh*</i></p> <p>Learning Objectives:</p> <ol style="list-style-type: none"> 1. Understand motivations for conducting a journal club by using an evidence-based radiology (EBR) approach. 2. Develop a model for an EBR journal club. 3. Practice reviewing a clinical paper by using EBR principles. 4. Gain familiarity with checklists for assessing the content of clinical literature. <p>Also, the citation for the paper we will review is the following. It is recommended, but not required, that the paper be reviewed prior to the session.</p> <p>Kim DH, Pickhardt PJ, Taylor AJ, et al. CT colonography versus colonoscopy for the detection of advanced neoplasia. <i>N Engl J Med</i> 2007 Oct 4;357(14):1403–12.</p>
10:30 AM–12:00 PM	<p>AUR Scientific Session 1 (SS01) ED</p> <p>Resident Education 1 (Papers 1–9)</p> <p>Location: Grand Ballroom Salons F/G</p> <p>Moderators: <i>Donald J. Flemming, MD</i> <i>Stacy E. Smith, MD</i></p>
10:30 AM–12:00 PM	<p>R A³CR² Session MA</p> <p>Idea Forum for Chief Radiologists</p> <p>Location: Grand Ballroom Salon J</p> <p>Moderators: <i>Danette Kibuule, MD</i> <i>Tan-Lucien H. Mohammed, MD*</i> <i>Angelisa M. Paladin, MD</i></p>
10:30 AM–12:00 PM	<p>APCR Business Meeting 1</p> <p>Location: Grand Ballroom Salon K</p>
12:00–1:45 PM	<p>R Luncheon, Awards, and Philips Vydareny Imaging Interpretation Competition 1</p> <p>SAR Location: Arlington Ballroom Salons 1–3</p>
[12:00–1:00 PM]	<p>Luncheon and Awards (Announcements and Introductions)</p> <p>AUR Joseph E. and Nancy O. Whitley Award (pages 30, 82)</p> <p>AUR Memorial Award (pages 34, 83)</p> <p>AUR Stauffer Awards (page 31)</p> <p>RAHSR-ACR Award (pages 35, 84)</p> <p>RRA New Investigator Award (page 35)</p> <p>AMSER Henry Goldberg Medical Student Award (pages 34, 76, 111)</p> <p>AUR Trainee Prizes (pages 77, 78, 85, 90, 110, 111)</p> <p>A³CR² Advisor’s Award (pages 35, 90)</p> <p>GERRAF Fellows (page 36)</p>

* Faculty financial disclosures are located in the Faculty Index.



[1:00–1:45 PM]

Philips Vydareny Imaging Interpretation Competition 1 (page 41)

GN

Presented by University of California, San Diego

Moderator: *Mahmood F. Mafee, MD*

Faculty: *Eric Y. Chang, MD*
Peter A. Marcovici, MD
John H. Naheedy, MD
Jeremy S. Stupin, MD
John W. Walton, MD

1:45–2:00 PM

Break

2:00–3:30 PM



SCARD Quality Session

HP QA

Relating Radiology Quality and Safety Programs to Institutional Initiatives: Integrating Departmental and Institutional Efforts to Improve Quality and Safety

Location: *Grand Ballroom Salon H*

Moderator: *Steven E. Seltzer, MD*

[2:00–2:30 PM]

The Hospital's Mandate: The 2009 National Patient Safety Goals

Faculty: *Pamela A. Wilcox, MBA*

[2:30–3:00 PM]

The Hospital's Response: Balanced Score Cards and National Registries

Faculty: *Allen B. Kachalia, MD, JD*

[3:00–3:30 PM]

The Department's Response: Quality and Safety Initiatives in Radiology

Faculty: *Jonathan B. Kruskal, MD, PhD*

Learning Objectives:

1. Understand the 2009 National Patient Safety Goals.
2. View some practical examples of the ways in which hospitals and national registries are responding to the safety goals' imperatives.
3. Learn about what can be done within departments of radiology to support institutional efforts, as well as to launch radiology-specific initiatives within the department.

2:00–3:30 PM

RAHSR Advanced Critical Thinking Skills

HP RS

Radiology Cost and Outcomes Studies: Beyond Diagnostic Accuracy

Location: *Grand Ballroom Salon K*

Moderator: *John Eng, MD*

[2:00–2:30 PM]

Assessing Intermediate Outcomes

Faculty: *Benjamin Littenberg, MD*

[2:30–3:00 PM]

Outcomes Study in Radiology

Faculty: *Janie M. Lee, MD, MS*

[3:00–3:30 PM]

Economic Evaluation in Radiology

Faculty: *Brian W. Bresnahan, PhD**


Learning Objectives:

1. Recognize the differences among examining diagnostic accuracy, examining clinical outcomes, and examining economic outcomes in radiology research.
2. Identify types of clinical and economic outcomes that may be studied in clinical radiology research.
3. Understand the challenges of ascertaining clinical and economic outcomes.

* Faculty financial disclosures are located in the Faculty Index.

2:00–3:30 PM	<p>AMSER Session ED</p> <p>Location: Grand Ballroom Salon J</p>
[2:00–2:45 PM]	<p>Clerkship 101: A Primer for New Faculty</p> <p>Faculty: <i>Donna Magid, MD, MEd</i></p> <p>Learning Objective:</p> <ol style="list-style-type: none"> 1. How to organize, take over, or restructure the radiology rotation for student education. 2. A look at defining idealistic and pragmatic goals, setting minimum and maximum expectations. 3. “How-to” in incorporating feedback, keeping the course fresh and vibrant, and showing leadership.
[2:45–3:30 PM]	<p>Radiologists’ Role in Anatomy Education</p> <p>Faculty: <i>Richard S. Breiman, MD</i> <i>Nancy J. McNulty, MD</i> <i>Kitt Shaffer, MD, PhD</i> <i>Christopher M. Straus, MD*</i></p> <p>Learning Objectives:</p> <ol style="list-style-type: none"> 1. Explore the potential benefits of enhanced involvement of radiologists in the teaching of anatomy in basic science curricula. 2. Discuss the barriers to increased radiology involvement in basic science teaching. 3. Demonstrate and discuss methods that have been successful in integrating radiology with anatomy teaching. 4. Discuss new initiatives to increase curricular involvement of radiologists in the early years of medical school.
2:00–3:30 PM	<p>R A³CR² Problem Solving for A³CR²/APDR/APCR Roundtable ED MA</p> <p>SAR Location: Arlington Ballroom Salon 6</p> <p>Moderators: <i>Gautham P. Reddy, MD</i> <i>Tariq Z. Suwan, MD</i> <i>Timothy J. Ziemlewicz, MD</i></p>
2:00–3:30 PM	<p>APDR Session HP</p> <p>ACGME/RRC Update</p> <p>Location: Grand Ballroom Salons B/C/D/E</p> <p>Moderator: <i>E. Stephen Amis, Jr, MD</i></p>
[2:00–2:10 PM]	<p>ACGME/RRC Update</p> <p>Faculty: <i>Linda Thorsen</i></p>
[2:10–2:20 PM]	<p>Subspecialty Update</p> <p>Faculty: <i>Linda Thorsen</i></p>
[2:20–2:50 PM]	<p>Current and Proposed Program Requirements</p> <p>Faculty: <i>E. Stephen Amis, Jr, MD</i></p>
[2:50–3:10 PM]	<p>Demonstrations of Online PIF</p> <p>Faculty: <i>Lawrence P. Davis, MD</i></p>
[3:10–3:30 PM]	<p>Discussion</p> <p>Learning Objectives:</p> <ol style="list-style-type: none"> 1. Be updated on new initiatives occurring at the ACGME. 2. Be aware of the status of new common and specific program requirements under development for the 1-year radiology fellowship programs. 3. Know the status and details of the new program requirements for diagnostic radiology necessary to prepare residents for the new American Board of Radiology exam structure and sequence. 4. Know how to use the new online PIF in preparing for a site visit.

* Faculty financial disclosures are located in the Faculty Index.



3:30–4:00 PM	<p>Break Location: Arlington Ballroom Salon 4</p>	
4:00–5:30 PM	<p>AMSER Session Location: Grand Ballroom Salon J</p>	ED
[4:00–4:45 PM]	<p>Lucy Frank Squire Lecture: Anatomy Education—Clinicians and Anatomists Working Together Faculty: <i>Richard L. Drake, PhD</i></p> <p>Learning Objectives:</p> <ol style="list-style-type: none"> 1. Outline an educational program that uses clinical cases to introduce anatomical information. 2. Describe a laboratory setting that uses cadavers and imaging to reinforce anatomical concepts and facts. 3. Discuss a longitudinal approach to anatomy education. 	
[4:45–5:30 PM]	<p>Membership Meeting Moderator: <i>Mark E. Mullins, MD, PhD</i></p>	
4:00–5:30 PM	<p>RAHSR Board of Directors Meeting Location: Fairfax Boardroom</p>	
4:00–5:30 PM	<p>A³CR²/APDR/SCARD/APCR/ACER Session Brogdon Panel Discussion: Universal Health Care and Health Care Delivery Reform: Challenges and Opportunities for Radiology Location: Grand Ballroom Salons B/C/D/E Moderator: <i>Jeremy D. Collins, MD</i></p>	HP
4:00–5:30 PM	<p>AUR Scientific Session 2 (SS02) Health Services and Informatics (Papers 10–18) Location: Grand Ballroom Salons F/G Moderators: <i>Marta E. Heilbrun, MD*</i> <i>Michael L. Richardson, MD</i></p>	HP IN
4:00–5:30 PM	<p>ARR Academic Council Meeting Location: McLean</p>	
5:30–6:30 PM	<p>AMSER Executive Board Meeting Location: Mt. Vernon</p>	
6:30–8:30 PM	<p>AUR Welcome Reception (all attendees) Location: Torpedo Factory Art Center</p>	

* Faculty financial disclosures are located in the Faculty Index.

Thursday, May 14, 2009

6:30–8:00 AM	Continental Breakfast (all attendees) Location: Arlington Ballroom Salon 4	
6:30 AM–4:30 PM	Meeting Registration Location: Arlington Ballroom Registration Desk	
6:30 AM–5:00 PM	Poster Viewing Location: Arlington Ballroom Salon 4	
6:30 AM–5:00 PM	Exhibit Viewing Location: Arlington Ballroom Foyer	
6:30 AM–6:00 PM	Speaker Ready Room Location: Arlington Ballroom Salon 5	
7:00–8:15 AM	ABR/AUR/A³CR² Meeting Location: Fairfax Boardroom	
7:00–8:15 AM	AMA PRA Category 1 Credit™ Poster Session 2 Location: Arlington Ballroom Salon 4	GN
7:00–8:15 AM	AMSER Session Location: Grand Ballroom Salon K	ED
[7:00–7:15 AM]	Update RSNA Grant Faculty: <i>Judith K. Amorosa, MD</i> Learning Objectives: <ol style="list-style-type: none">1. Status report of software.2. Organization of the companion Web tutorial.3. Initial student testing.	
[7:15–7:30 AM]	Curriculum Survey Faculty: <i>Joshua A. Becker, MD</i> Learning Objectives: <ol style="list-style-type: none">1. Imaging interface in years one/two and three/four.2. Who “teaches” and format (lectures vs small-group learning) in years 1 and 2.3. Is there an imaging graduation requirement (core course)?4. Competency testing for imaging.	
[7:30–8:15 AM]	Student Attraction: SIG; Work/Learn; Mentoring; Research Faculty: <i>Richard B. Gunderman, MD, PhD</i> Learning Objectives: <ol style="list-style-type: none">1. Define factors that attract students into radiology careers.2. Describe educational opportunities that student interest groups can provide to students considering a career in radiology.3. Develop strategies to enhance the educational experiences of medical students considering radiology.	

* Faculty financial disclosures are located in the Faculty Index.




7:00–8:15 AM	<p>APCR Session ED</p> <p>Education</p> <p>Location: Grand Ballroom Salon H</p>
[7:00–7:25 AM]	<p>What You Should Learn during Residency</p> <p>Faculty: <i>Deborah L. Reede, MD</i></p>
[7:25–7:50 AM]	<p>The 4th Year: Now and Then</p> <p>Faculty: <i>Judith K. Amorosa, MD</i></p>
[7:50–8:15 AM]	<p>RSNA/APDR Resident Learning Portfolio</p> <p>Faculty: <i>Nikki Berry</i> <i>Mellie Villahermosa Pouwels, MA</i></p> <p>Learning Objective: Become familiar with the features and capabilities of the RSNA/APDR Resident Learning Portfolio.</p>
7:00–8:15 AM	<p>(R) APDR/A³CR²/ACER Session ED PR</p> <p>Mentoring Leadership in Radiology Residency Training</p> <p>Location: Grand Ballroom Salons B/C/D/E</p> <p>Moderator: <i>Darel E. Heitkamp, MD*</i></p> <p>Faculty: <i>Richard B. Gunderman, MD, PhD</i> <i>Darel E. Heitkamp, MD*</i></p> <p>Learning Objectives:</p> <ol style="list-style-type: none"> 1. Identify challenges facing the recruitment of leaders within radiology and medicine. 2. Understand recent trends in physician leadership in medicine. 3. Be familiar with a structured resident development curriculum in leadership that currently operates at Indiana University. 4. Understand the essential role of mentorship in radiology resident education.
7:00–8:15 AM	<p>RAHSR Open Seminar RS</p> <p>Location: Grand Ballroom Salon J</p> <p>Moderator: <i>Pina C. Sanelli, MD, MPH</i></p> <p>Faculty: <i>Aine M. Kelly, MD, MS</i> <i>Janie M. Lee, MD, MS</i> <i>Melissa B. Reichman, MD</i></p> <p>Learning Objectives:</p> <ol style="list-style-type: none"> 1. Learn the more common areas of difficulty encountered in carrying out research projects. 2. Learn the benefits of open discussion or debate in problem solving. 3. Meet like-minded researchers with whom to discuss issues and possibly collaborate with in the future. 4. Learn how to solve problem areas in your own research through hearing the ongoing discussions between faculty and the audience.
7:00 AM–5:30 PM	<p>AUR-Agfa Radiology Management Program*</p> <p>Location: Grand Ballroom Salon A</p>
8:15–8:30 AM	Break
8:30–10:00 AM	<p>APCR Committee Meetings</p> <p>Location: Arlington Ballroom Salon 2</p>
8:30–10:00 AM	<p>AUR Editorial Executive Committee Meeting</p> <p>Location: Jefferson</p>

* Faculty financial disclosures are located in the Faculty Index.

8:30–10:00 AM	<p>GERRAF Session RS</p> <p>Location: Grand Ballroom Salon K Moderator: <i>Ronald L. Arenson, MD</i></p> <p>2009 Junior Fellows <i>Prachi Agarwal, MD*</i> <i>James R. Fink, MD*</i> <i>Saurabh Jha, MD*</i></p>
8:30–10:00 AM	<p>R A³CR² Session MA PR</p> <p>Survival Skills for Chief Residents: Conflict Resolution, Turning “No” to “Yes,” and Critical Conversations</p> <p>Location: Grand Ballroom Salons B/C/D/E Moderator: <i>Gautham P. Reddy, MD</i> Faculty: <i>Jay A. Harolds, MD</i> <i>Beverly P. Wood, MD, MSED, PhD</i></p>
8:30–10:00 AM	<p>AMSER Session ED IN</p> <p>Applications of Technology in Education</p> <p>Location: Arlington Ballroom Salon 3 Moderator: <i>Richard S. Breiman, MD</i></p>
[8:30–8:50 AM]	<p>The Creation and Application of Interactive 3D Anatomy Teaching Modules</p> <p>Faculty: <i>Richard S. Breiman, MD</i></p>
[8:50–9:10 AM]	<p>ChestWeb and RoboChest: Innovative Teaching Applications Using a Virtual Expert Program and RoboHelp</p> <p>Faculty: <i>Les R. Folio, DO</i></p>
[9:10–9:30 AM]	<p>Ways in Which Technology Can Enhance or Detract from a Presentation</p> <p>Faculty: <i>Michael L. Richardson, MD</i></p>
[9:30–9:50 AM]	<p>Going Cordless: Applications of Cordless Tablet PCs in Teaching</p> <p>Faculty: <i>Kitt Shaffer, MD, PhD</i></p>
[9:50–10:00 am]	<p>Q&A</p> <p>Learning objectives:</p> <ol style="list-style-type: none"> 1. Understand the components of an interactive 3D teaching module and the impact they may have on student learning, particularly of anatomy. 2. Learn ways in which technology, software and hardware, can enhance teaching presentations and ways in which it can detract from the success of the teaching session. 3. Experience ways in which technology can be used to teach an algorithmic approach to the diagnosis of chest diseases.
8:30–10:00 AM	<p>SAR RAHSR Session RS</p> <p>Case-based Online Evidence-based Radiology</p> <p>Location: Grand Ballroom Salon J Moderators: <i>Yoshimi Anzai, MD, MPH</i> Faculty: <i>Dermot E. Malone, MD*</i> <i>Marie Staunton, MBBCh</i></p>
8:30–10:00 AM	<p>AUR Scientific Session 3 (SS03) ED</p> <p>Resident Education 2 (Papers 19–27)</p> <p>Location: Grand Ballroom Salons F/G Moderators: <i>Janet E. Bailey, MD</i> <i>Gautham P. Reddy, MD</i></p>

* Faculty financial disclosures are located in the Faculty Index.



8:30–10:00 AM

ACER/APDR Session**Defining Your Career Path: The Clinician-Educator**

Location: Grand Ballroom Salon H

Moderator: *Jocelyn D. Chertoff, MD*

[8:30–9:00 AM]

Clinician-Educator: Focus on ResidentsFaculty: *Jannette Collins, MD, MEd, FCCP**

Learning Objectives:

1. Engage in activities that will maximize rewards for teaching effort.
2. Create an educator's portfolio.

[9:00–9:30 AM]

Clinician-Educator: Focus on StudentsFaculty: *Donna Magid, MD, MEd*

Learning Objectives:

1. Define invisible versus visible student-centric efforts ("If a tree falls in the forest, ...").
2. Be honest about priorities and goals; does your mission match your institution's?
3. Find and join SOM committees and efforts.
4. Document activities for the Educator Portfolio.

[9:30–10:00 AM]

Panel DiscussionFaculty: *Jannette Collins, MD, MEd, FCCP***Elizabeth W. Dann, MD**Donna Magid, MD, MEd**Jennifer L. Scheler, MD**Mahesh M. Thapa, MD*

10:00–10:30 AM

Break

Location: Arlington Ballroom Salon 4

10:30 AM–12:00 PM

**RAHSR/RRA Quality Session**

QA

Location: Grand Ballroom Salon H

Moderators: *Yoshimi Anzai, MD, MPH**Valerie P. Jackson, MD**

[10:30–11:00 AM]

Development and Implementation of Quality MetricsFaculty: *Helen Burstin, MD, MPH*

[11:00–11:30 AM]

Quality Improvement in RadiologyFaculty: *Norman J. Beauchamp, Jr, MD, MHS**

[11:30 AM–12:00 PM]

Radiation SafetyFaculty: *E. Stephen Amis, Jr, MD*

Learning Objectives:

1. Know the evolution of radiation safety measures from the time of the discovery of x-rays in 1895 to the present time.
2. Know data supporting the hypothesis that x-radiation is a human carcinogen.
3. Understand that the increasing use of multidetector row CT and certain cardiac nuclear medicine studies have the potential to be harmful to patients, and these studies should be ordered and performed with care.
4. Be aware of efforts to educate both referring physicians and radiologists of the potential harmful effects of diagnostic and interventional procedures using x-rays and gamma rays.

* Faculty financial disclosures are located in the Faculty Index.

10:30 AM–12:00 PM

SCARD Board of Directors Meeting

Location: Fairfax Boardroom

10:30 AM–12:00 PM

ABR/APDR/APCR Meeting

Location: Mt. Vernon

10:30 AM–12:00 PM

AUR Scientific Session 4 (SS04)

GN

Clinical Radiology (Papers 28–36)

Location: Grand Ballroom Salons F/G

Moderators: Stacy E. Smith, MD

Gary J. Whitman, MD

10:30 AM–12:00 PM



APDR/APCR/AMSER/ACER/A³CR² Quality Session

ED QA

Maintaining and Teaching Patient Safety in Academic Radiology

Location: Grand Ballroom Salons B/C/D/E

Moderators: Kimberly E. Applegate, MD, MS*

Charles F. Lanzieri, MD

Faculty: Kimberly E. Applegate, MD, MS*

Marilyn J. Goske, MD

Charles F. Lanzieri, MD

Learning Objectives:

1. Understand some of the principles behind the culture of safety in medicine.
2. Be familiar with some of the radiology biology and radiation protection issues in medicine.
3. Understand the purpose and strategy of the “Image Gently” campaign to lower radiation exposure in children.

12:00–1:45 PM



Luncheon, AUR Business Meeting, and Philips Vydareny Imaging Interpretation Competition 2

Location: Arlington Ballroom Salons 1–3

[12:00–1:00 PM]

AUR Business Meeting and Luncheon

[1:00–1:45 PM]

Philips Vydareny Imaging Interpretation Competition 2

GN

Presented by University of California, San Diego

Moderator: Mahmood F. Mafee, MD

Faculty: Eric Y. Chang, MD

Peter A. Marcovici, MD

John H. Naheedy, MD

Jeremy S. Stupin, MD

John W. Walton, MD

1:45–2:00 PM

Break

2:00–3:30 PM



AUR-RSNA Quality Keynote

QA

Location: Grand Ballroom Salons B/C/D/E

Moderator: G. Scott Gazelle, MD, PhD, MPH*

Faculty: Stephen J. Swensen, MD

Kevin B. Weiss, MD, MPH

3:30–4:00 PM

Break

Location: Arlington Ballroom Salon 4

3:30–4:00 PM

ACER Business Committee Meeting

Location: Grand Ballroom Salons F/G

4:00–5:00 PM

AUR Development Committee Meeting

Location: Mt. Vernon


4:00–5:30 PM

SCARD/APDR Committee Meeting

Location: Fairfax Boardroom

* Faculty financial disclosures are located in the Faculty Index.



4:00–5:30 PM	<p>AUR Scientific Session 5 (SS05) NR</p> <p>Neuroradiology (Papers 37–44)</p> <p>Location: Grand Ballroom Salons F/G</p> <p>Moderator: <i>Annette C. Douglas-Akinwande, MD</i></p>
4:00–5:30 PM	<p>APCR Workshop ED</p> <p>What a Curriculum Is: Design, Development, Application, and Testing to the Curriculum Objectives</p> <p>Location: Grand Ballroom Salon H</p> <p>Moderator: <i>Mary Ellen L. Hobler</i></p>
[4:00–5:00 PM]	<p>Coordinator Roundtable Discussion and Digital Media Exchange: E-Values, New Innovations, RSNA/APDR Portfolios, and ACGME Case Logs</p> <p>Faculty: <i>Gloria Jorge</i> <i>Steven C. Reed*</i> <i>Nikki Berry</i> <i>Mellie Villahermosa Pouwels, MA</i></p>
[5:00–5:30 PM]	<p>Preparing for the Future and Making the Most of the Present</p> <p>Faculty: <i>Richard B. Gunderman, MD, PhD</i></p> <p>Learning Objectives:</p> <ol style="list-style-type: none"> 1. Describe the informal aspects of a radiology curriculum. 2. Assess the impact of informal factors on the quality of resident life. 3. Develop initiatives to help residents get the most out of their residency experience.
4:00–5:30 PM	<p>AMSER/APDR/A³CR²/ACER Session ED</p> <p> Resident Education of Medical Students</p> <p>Location: Grand Ballroom Salons B/C/D/E</p> <p>Moderator: <i>Joshua A. Becker, MD</i></p> <p>Faculty: <i>E. Stephen Amis, Jr, MD</i> <i>Richard S. Breiman, MD</i> <i>David M. Naeger III, MD</i> <i>Joshua P. Nickerson, MD</i> <i>Gautham P. Reddy, MD</i> <i>Mark R. Robbin, MD</i></p> <p>Learning Objectives:</p> <ol style="list-style-type: none"> 1. Discuss appropriateness of residents formally teaching medical students. 2. Learn how to utilize medical school academic appointments. 3. Understand organization of program—how to do it. 4. Should this be part of the criteria for ACGME residency (as in research)?
4:00–5:30 PM	<p>RAHSR Colloquium IN QA</p> <p>Quality of Radiology Reports and Implications to Radiology Practice and Patient Safety</p> <p>Location: Grand Ballroom Salon J</p> <p>Moderator: <i>Curtis P. Langlotz, MD, PhD*</i></p>
[4:00–4:20 PM]	<p>Structured Reporting/Pay for Reporting</p> <p>Faculty: <i>Curtis P. Langlotz, MD, PhD*</i></p> <p>Learning Objectives:</p> <ol style="list-style-type: none"> 1. Understand the meaning and purpose of structured reporting and standard terminology. 2. Review the history of structured reporting in our subspecialty. 3. Identify the key shortcomings of automated reporting technology. 4. Learn the plans for a library of best-practices radiology report templates. 5. Discuss the consensus conclusions of an RSNA workshop on the structured radiology report.

* Faculty financial disclosures are located in the Faculty Index.

[4:20–4:40 PM]

Lessons Learned from the Breast Imaging Lexicon, BI-RADS

Faculty: *Elizabeth S. Burnside, MD, MPH, MS**

Learning Objectives:

1. Understand that the Breast Imaging Reporting and Data System (BI-RADS) was established to address a lack of uniformity and standardization in mammography reporting.
2. Realize that BI-RADS is a data-driven lexicon, using descriptors and categories that were shown to be predictive of benign and malignant disease.
3. Understand how BI-RADS encouraged input from diverse stakeholders during development to facilitate acceptance.
4. Appreciate that the BI-RADS lexicon had to negotiate substantial challenges and controversy before adoption occurred.
5. Understand how BI-RADS provides opportunities for research and improved patient care.

[4:40–5:00 PM]

Structured Reporting: Enabling Safety, Quality, and Research in Radiology

Faculty: *Charles E. Kahn, Jr, MD, MS*

Learning Objectives:

1. Review the fundamental goals of structured reporting.
2. Describe examples of structured reporting in radiology and its impact.
3. Discuss structured reporting's financial and operational costs.
4. Understand the potential benefits of structured reporting in terms of the cost, quality, and safety of diagnostic medical imaging.
5. Describe how structured reporting supports and promotes research in radiology.

[5:00–5:20 PM]

Metrics of Report Quality and Effects of a Structured Reporting System: Neuroradiology Applications

Faculty: *Annette J. Johnson, MD*

Learning Objectives:

1. Understand the design of the double cohort study of radiology residents, with the aim being to compare the quality of reports created with conventional dictation with those created by using structured reporting software.
2. Learn the results of the cohort study, especially concerning the accuracy and completeness of resident reports, comparing between conventional dictation and structured reporting groups.
3. Appreciate the limitations and implications of the double cohort study, especially with regard to plans to implement structured reporting systems.

[5:20–5:30 PM]


Discussion

4:00–5:30 PM	Q	Quality Breakout Groups Location: McLean	QA
5:00–5:30 PM		RRA Business Meeting Location: Mt. Vernon	
5:30–6:30 pm		AUR R&E Foundation Board Meeting Location: Manassas	
6:00–7:00 PM		ACER Reception Location: Arlington Ballroom Salon 6	
7:00–8:30 PM		AUR-Agfa Radiology Management Program Reception* Location: Skyview	
7:00–10:00 PM		APDR Past Presidents Dinner (by invitation only) Location: Tallula Restaurant	

* Faculty financial disclosures are located in the Faculty Index.



Friday, May 15, 2009

6:30–8:00 AM	Continental Breakfast (all attendees) Location: Arlington Ballroom Salon 4	
6:30 AM–4:30 PM	Meeting Registration Location: Arlington Ballroom Registration Desk	
6:30 AM–4:00 PM	Poster Viewing Location: Arlington Ballroom Salon 4	
6:30 AM–4:00 PM	Exhibit Viewing Location: Arlington Ballroom Foyer	
6:30 AM–4:00 PM	Speaker Ready Room Location: Arlington Ballroom Salon 5	
7:00–8:15 AM	GERRAF Session Location: Grand Ballroom Salon H Moderator: <i>Ronald L. Arenson, MD</i> 2007 Graduating Fellow <i>Nabile M. Safdar, MD*</i> (G-04) 2008 Senior Fellows <i>Laura M. Fayad, MD*</i> (G-06) <i>Esther L. Yuh, MD, PhD*</i> (G-05) Please refer to pages 86–88 for abstracts.	RS
7:00–8:15 AM	APDR/APCR Session The New 4th Year: Challenges and Opportunities Location: Grand Ballroom Salons B/C/D/E Moderators: <i>Darel E. Heitkamp, MD*</i> <i>Ali Shirkhoda, MD*</i> Faculty: <i>Lori A. Deitte, MD</i> <i>Vikram S. Dravid, MD</i> <i>Charles Maxfield, MD</i> Learning Objectives: 1. Recognize potential challenges and solutions regarding medical student recruitment facing both small and large residency programs as a result of the newly restructured 4th year of residency. 2. Recognize potential challenges and solutions regarding fellowship training and fellow retention facing both small and large residency programs as a result of the newly restructured 4th year of residency. 3. Understand the concept of the 3/2 model of residency training and how the new 4th-year curriculum may affect medical student recruitment and resident fellowship choices under this model.	ED
7:00–8:15 AM	 A³CR²/ABR Session ABR: A Lifetime of Engagement Location: Grand Ballroom Salon J Moderator: <i>Gary J. Becker, MD</i> Learning Objective: Share information and ideas between ABR and chief residents.	PR
7:00 AM–5:30 PM	AUR-Phillips Academic Faculty Development Program* Location: Grand Ballroom Salon A	
8:15–8:30 AM	Break	

* Faculty financial disclosures are located in the Faculty Index.

8:30–10:00 AM



Quality Roundtable

QA

Location: Grand Ballroom Salons B/C/D/E
Moderator: *G. Scott Gazelle, MD, PhD, MPH**

Learning Objectives:

1. Understand challenges and opportunities related to implementing quality improvement and patient safety initiatives in departments of radiology.
2. Describe approaches that might be used to address departmental and institutional needs related to quality improvement and patient safety.
3. Identify priorities for radiology organizations and societies with respect to quality improvement and patient safety.

8:30–10:00 AM



AUR/ACER Session

IN

Cool Technologies for Academic Radiologists

Location: Grand Ballroom Salon K
Faculty: *Michael L. Richardson, MD*
Mahesh M. Thapa, MD

Learning Objectives:

1. Apply recent technologies to academic practice, such as video podcasting, text-to-speech, screencasting, and RSS feed generation.
2. Apply social networking software to teach via problem solving, rather than via didactic lectures.
3. Choose appropriate online collaboration software tools to work remotely with colleagues on academic projects.

8:30–10:30 AM

Academy of Radiology Research Board of Directors Meeting

Location: Arlington Ballroom Salon 2

10:00–10:30 AM

Break

Location: Arlington Ballroom Salon 4

10:30 AM–12:00 PM

APDR/APCR Session

ED

Update from the APDR Residency Restructuring Committee: Options for Program Directors

Location: Grand Ballroom Salons B/C/D/E
Moderator: *Kristen K. DeStigter, MD*
Faculty: *Lori A. Deitte, MD*
Kristen K. DeStigter, MD
*Darel E. Heitkamp, MD**

Learning Objectives:

1. Gain insight about the new requirements from the ABR that may impact the structuring of our radiology residency programs.
2. Understand the options for restructuring the first three core years of residency training to accommodate the ABR exam changes.
3. Understand the options for restructuring the 4th year of residency training to accommodate the ABR exam changes.
4. Understand the options for restructuring residency training in special programs such as the Holman and IR Direct Pathways and integrated programs.
5. Identify methods to facilitate communication among program directors about “best practices” related to residency restructuring.

10:30 AM–12:00 PM

AUR Scientific Session 6 (SS06)

ED

Medical Student Education (Papers 45–52)

Location: Grand Ballroom Salons F/G
Moderators: *Judith M. Aronchick, MD*
*Christopher M. Straus, MD**

* Faculty financial disclosures are located in the Faculty Index.



10:30 AM–12:00 PM	FDA	SNM Session	CA CT NM MR
		Cardiac Imaging: PET, SPECT, MR Imaging, and CT	
		Location: Grand Ballroom Salon J	
		Moderators: <i>Leonie Gordon, MBChB*</i>	
		<i>Bennett S. Greenspan, MD, MS</i>	
[10:30–11:00 AM]		Cardiac SPECT and PET Imaging	
		Faculty: <i>Vasken Dilsizian, MD*</i>	
[11:00–11:20 AM]		Cardiac CT	
		Faculty: <i>Marcus Y. Chen, MD</i>	
[11:20–11:40 AM]		Cardiac MR Imaging	
		Faculty: <i>Andrew E. Arai, MD*</i>	
[11:40 AM–12:00 PM]		Panel/Interactive Discussion	
10:30 AM–12:00 PM	SAR	GERRAF Session	RS
		Location: Grand Ballroom Salon H	
		Moderator: <i>Ronald L. Arenson, MD</i>	
		2009 Junior Fellow	
		<i>Rathan Subramaniam, MD*</i>	
		2008 Senior Fellows	
		<i>Eva C. Gombos, MD* (G-07)</i>	
		<i>Rajan Jain, MD* (G-08)</i>	
		Please refer to pages 86–88 for abstracts.	
		Q&A and Wrap-up	
10:30 AM–12:00 PM		AUR/RSNA MIRC Session	IN
		Introduction to the RSNA's Teaching File Software: A Do-It-Yourself Guide to Setting It Up, Capturing Cases, or Simply Using It for Board Review	
		Location: Arlington Ballroom Salon 1	
		Moderator: <i>Eliot L. Siegel, MD*</i>	
		Faculty: <i>Micah S. Adams, BA</i>	
		<i>Eliot L. Siegel, MD*</i>	
		<i>William Weadock, MD*</i>	
10:30 AM–12:00 PM		RRA Symposium	QA RS
		Quality Issues in Research	
		Location: Grand Ballroom Salon K	
		Moderator: <i>Valerie P. Jackson, MD*</i>	
[10:30–11:00 AM]		Research Quality	
		Faculty: <i>Bruce J. Hillman, MD</i>	
		Learning Objectives:	
		1. Understand why the quality of research should affect the decision whether to employ new technologies in clinical practice.	
		2. Detail the key elements of quality research.	
		3. Describe biases in research and their importance.	
		4. Know methods to continue to learn about the assessment of research quality.	
[11:00–11:30 AM]		Research about Quality	
		Faculty: <i>Kimberly E. Applegate, MD, MS*</i>	
		Learning Objectives:	
		1. Be familiar with the publication guideline, Standards for Quality Improvement Reporting Excellence (SQUIRE).	
		2. Understand the current literature on quality in radiology.	
		3. Be familiar with the common research methods in quality improvement research.	

* Faculty financial disclosures are located in the Faculty Index.

[11:30 AM–12:00 PM]

Interpretation of Research Imaging Studies

Faculty: *David M. Yousem, MD, MBA*

Learning Objectives:

1. Explore the legal and ethical issues regarding radiologist interpretation of research studies.
2. Provide a perspective, from a physician participating in the research process, on care of research subjects.
3. Explain the financial ramifications of reading research studies in a clinical setting.

12:00–1:00 PM

RRA Liaison Meeting

Location: *Fairfax Boardroom*

12:00–12:45 PM

A³CR² Business Meeting

Location: *Grand Ballroom Salon H*

12:00–1:45 PM

RAHSR Business Meeting

Location: *Grand Ballroom Salons F/G*

12:00–1:45 PM

SCARD Business Meeting and Luncheon

Location: *Arlington Ballroom Salon 6*

12:00–2:00 PM

SNM Session

HP QA

U.S. NRC Radiation Safety Rules and Regulations: An Update for 2009

Location: *Grand Ballroom Salon J*

Moderator: *Bennett S. Greenspan, MD, MS*

Faculty: *Stephen M. Karesh, PhD*

Learning Objectives:

1. Answer specific questions regarding the basic radiation safety rules and regulations recently updated by the U.S. Nuclear Regulatory Commission (NRC).
2. Differentiate between NRC and Agreement States.
3. List the rules governing maximum permissible dose limits for occupationally exposed individuals and the declared pregnant worker.
4. Differentiate between recordable and reportable events for both diagnostic and therapeutic radiopharmaceuticals, and give an example of each.
5. Differentiate between radionuclide, radiochemical, and chemical impurities, and list the methods used for quantifying each of these types of impurities.
6. Name the various tests performed on radioisotope dose calibrators; describe each test method and required frequency of performance, the specifications for all tests, and what action must be taken if a calibrator fails one of the tests.

1:00–2:00 PM

APDR Small Program/Non-University Committee Meeting

Location: *McLean*

1:45–2:00 PM

Break

2:00–3:30 PM



APDR Keynote Speaker

QA

Patient Safety

Location: *Grand Ballroom Salons B/C/D/E*

Moderator: *Charles F. Lanzieri, MD*

Faculty: *Emanuel Kanal, MD**

2:00–3:30 PM

APCR Business Meeting 2

Location: *Grand Ballroom Salon H*

3:30–4:00 PM

Break

Location: *Arlington Ballroom Salon 4*

4:00–5:30 PM

ACER Session


ED IN

Alternative Scholarly Endeavors

Location: *Grand Ballroom Salon J*

Moderator: *Jocelyn D. Chertoff, MD*

* Faculty financial disclosures are located in the Faculty Index.



[4:00–4:30 PM]		Getting Your Educational Resources on the Web: Web Publishing 101 Faculty: <i>William Herring, MD</i> Learning Objectives: 1. Know how to re-purpose your existing educational material for the Web. 2. Understand how to register a domain name, select a Web host, and establish a Web site. 3. Identify free or commercially available software to enhance your site's appearance and functionality. 4. Understand how to interpret statistics related to your Web site's use.	
[4:30–5:00 PM]		Developing Exams: How to Write Discriminating Multiple-Choice Questions Faculty: <i>David B. Swanson, PhD</i> Learning Objectives: 1. Understand why the single-best-answer format is preferable to the multiple true-false format. 2. Recognize, correct, and avoid commonly occurring technical flaws in phrasing multiple-choice questions (MCQs). 3. Understand the importance of writing MCQs that assess application of basic science and/or clinical knowledge to patient care situations, rather than just recall of isolated facts. 4. Identify the advantages and disadvantages of incorporating media into MCQs.	
[5:00–5:30 PM]		Getting It Published: What MedEdPORTAL Can Do for You Faculty: <i>Petra J. Lewis, MD</i> Learning Objectives: 1. Understand what MedEdPORTAL is. 2. Know how to find and download material on MedEdPORTAL. 3. Understand how MedEdPORTAL may aid in the publication of nontraditional scholarly endeavors. 4. Understand the MedEdPORTAL application and review process.	
4:00–5:30 PM		AUR Scientific Session 7 (SS07) RAHSR Session (Papers 53–61) Location: Grand Ballroom Salons F/G Moderators: <i>Yoshimi Anzai, MD, MPH</i> <i>Annette J. Johnson, MD</i>	HP
4:00–5:30 PM	SAR	A³CR²/APDR/APCR Session Problem-solving Roundtables Location: Grand Ballroom Salons B/C/D/E Moderators: <i>Gautham P. Reddy, MD</i> <i>Charles S. Resnik, MD</i> Learning Objectives: 1. Present the results of the chief residents' problem-solving sessions. 2. Have small-group discussions aimed at solving stated problems. 3. Present small-group solutions to all participants. 4. Formulate an overall problem-solving action plan.	GN
4:00–5:30 PM		AUR 2010 Program Planning Committee Meeting Location: Arlington Ballroom Salon 2	
4:00–5:30 PM		SCARD Members Forum Location: Grand Ballroom Salon H Moderator: <i>Dieter R. Enzmann, MD*</i>	MA
5:30–6:30 PM		AUR-Philips Academic Faculty Development Program Reception* Location: Skyview	
6:30–7:30 PM	SAR	Annual Banquet Cocktail Reception Location: Arlington Ballroom Foyer	
7:30–10:00 PM	SAR	Annual Banquet and Awards Ceremony Location: Arlington Ballroom Salons 1–3	

* Faculty financial disclosures are located in the Faculty Index.