

AUR 60th Annual Meeting Program

Black entry indicates educational programming; **burnt orange** entry indicates society-specific event.
See page 9 for description and key to content codes.

R indicates programming of special interest to residents.

S designates a course being offered as a self-assessment module (SAM).

SAR indicates programming of special interest to SARRAD participants.

Monday, March 19, 2012

MONDAY SCHEDULE

6:30–8:00 AM	<p>Continental Breakfast (all attendees) Location: Grand Oaks Ballroom J</p>	
6:30 AM–4:30 PM	Meeting Registration	
6:30 AM–6:00 PM	<p>Speaker Ready Room Location: Cibolo Canyon Ballroom 2</p>	
7:00–8:30 AM	<p>S APDR Session</p> <p>Program Directors 101: Teaching Ethics and Professionalism Workshop (Funded by the AUR Grant on Ethics and Professionalism) Location: Grand Oaks Ballroom K, N, and O Moderator: <i>James V. Rawson, MD</i> Faculty: <i>Brandon P. Brown, MD</i> <i>Lori A. Deitte, MD</i> <i>Richard B. Gunderman, MD, PhD</i> <i>Kevin F. Johnson, MD</i> <i>Kurt F. Scherer, MD</i></p> <p>Learning Objectives:</p> <ol style="list-style-type: none"> 1. Review the principles of problem-based learning. 2. Discuss the principles of group facilitation. 3. Recognize how problem-based learning can be used to teach ethics and professionalism in a radiology residency program. 	ED PR
7:30–8:30 AM	<p>Medical Education Research Certificate (MERC) Breakfast (Advance Registration Required) Location: Grand Oaks Ballroom R and S</p>	
8:00–8:30 AM	<p>R A³CR² Welcome Session and Orientation Location: Grand Oaks Ballroom G Moderator: <i>Matthew R. Hammer, MD</i> Faculty: <i>Matthew R. Hammer, MD</i> <i>Gautham P. Reddy, MD</i></p>	
8:30–10:00 AM	<p>A³CR² Session (members only)</p> <p>ACGME Leadership Skills Workshop Location: Grand Oaks Ballroom G Moderator: <i>Keith D. Herr, MD</i> Faculty: <i>Timothy P. Brigham, PhD</i> <i>Jason N. Itri, MD, PhD</i> <i>Gautham P. Reddy, MD</i></p> <p>This daylong workshop (four 90-minute sessions) combines a mixture of didactic and experiential learning techniques to provide a transitional experience into the role of chief resident.</p> <p>Learning Objectives:</p> <ol style="list-style-type: none"> 1. Identify their personal leadership styles and their strengths and weaknesses as leaders. 2. Effectively give and receive feedback and evaluation. 3. Explain the complexities of conflict resolution and negotiation. 4. Identify group and institutional forces affecting the chief resident's role. 	MA PR

8:30–10:00 AM	<p>APDR/APCR Session MA QA</p> <p>Program Directors 102: Engaging the Faculty Location: Grand Oaks Ballroom L, P, and Q Moderator: <i>Lori A. Deitte, MD</i></p>
[8:30–9:00 AM]	<p>How to Mentor Faculty: <i>Carol M. Rumack, MD*</i></p>
[9:00–9:30 AM]	<p>Supporting SBP/PQI Projects and Scholarly Activity Faculty: <i>Paul G. Nagy, PhD</i></p> <p>Radiology residents and attendings are required to participate in quality improvement projects as part of the Accreditation Council for Graduate Medical Education (ACGME) Systems-based Practice (SBP) and the American Board of Radiology (ABR) Maintenance of Certification (MOC) Practice of Quality Improvement (PQI), respectively. Supporting these physician improvement projects with modest departmental resources can dramatically improve patient safety, department efficiency, physician satisfaction, and academic output. This talk will describe the key components to get the most out of physician improvement projects.</p> <p>Learning Objectives:</p> <ol style="list-style-type: none"> 1. Discuss the role of quality mentoring and training in systems analysis. 2. Identify specific tasks for senior leadership support. 3. Describe the involvement of information technology professionals for data access and analytics support. 4. Discuss keys to publishing implementation science, the institutional review board (IRB), and the quasi-experimental design of experiment.
[9:30–10:00 AM]	<p>Meaningful Evaluation of All of the Competencies Faculty: <i>Andrea Donovan, MD</i></p> <p>Learning Objectives:</p> <ol style="list-style-type: none"> 1. Integrate teaching of all of the six ACGME competencies into the radiology residency curriculum. 2. Develop comprehensive evaluation tools for all six competencies specific to the setting. 3. Engage faculty colleagues to participate in comprehensive evaluation of all competencies.
8:30–10:00 AM	<p>MERC Workshop (Co-sponsored by APDR and RSNA) (Advance Registration Required) ED RS</p> <p>Formulating Research Questions and Designing Studies: Part I Location: Grand Oaks Ballroom R and S Course Director: <i>Jannette Collins, MD, MEd, FCCP*</i> Facilitator: <i>Cayla R. Teal, PhD</i></p> <p>In this workshop, participants will brainstorm research ideas and write and refine a measurable research question. They will discuss when IRB approval is required for their study. The basics of research design will be discussed and applied to their selected research question.</p> <p>Learning Objectives:</p> <ol style="list-style-type: none"> 1. Write a FINER (feasible, interesting, novel, ethical, relevant) educational research question. 2. Specify an educational research area of interest. 3. Evaluate whether they need IRB approval for their study. 4. Select the correct design for their research question.
10:00–10:30 AM	<p>Break Location: Grand Oaks Ballroom J</p>
10:00 AM–5:00 PM	<p>Exhibit Viewing Location: Ballroom Foyer</p>

10:30 AM–12:00 PM

A³CR² Session (members only)

MA PR

ACGME Leadership Skills Workshop (continued)

Location: Grand Oaks Ballroom G
 Moderator: Keith D. Herr, MD
 Faculty: Timothy P. Brigham, PhD
 Jason N. Itri, MD, PhD
 Gautham P. Reddy, MD

10:30 AM–12:00 PM

APDR/APCR Session

ED MA

Program Directors 201: Beyond the Core Curriculum—Managing the Breach

Location: Grand Oaks Ballroom L, P, and Q
 Moderator: Kristen K. DeStigter, MD*

Learning Objectives:

1. Explain and develop a graduate medical education (GME) grievance process.
2. Understand the National Resident Matching Program (NRMP) complaint process.
3. Understand ACGME complaint procedures.

[10:30–11:00 AM]

The GME Grievance Process

Faculty: Stephen R. Baker, MD

Learning Objectives:

1. Discuss ACGME requirements related to trainee complaints and the means to initiate them.
2. Identify general principles of processes protective of residents initiating a grievance procedure and their application to a range of issues.
3. Describe the role of the designated institutional official (DIO) in the management of grievance procedures in relation to ACGME Institutional Requirements.

[11:00–11:30 AM]

The NRMP Complaint

Faculty: Donald J. Flemming, MD*

Learning Objectives:

1. Describe how a National Resident Matching Program (NRMP) complaint can be initiated.
2. Describe the NRMP complaint investigation process.
3. Describe the possible ramifications of match violation.

[11:30 AM–12:00 PM]

The ACGME Complaint

Faculty: Anne M. Silas, MD

Learning Objectives:

1. Navigate the ACGME complaint process.
2. Identify the goals of the ACGME complaint and response.
3. Describe the structure of the response to the ACGME complaint.

10:30 AM–12:00 PM

MERC Workshop (Co-sponsored by APDR and RSNA) (Advance Registration Required)

ED RS

Formulating Research Questions and Designing Studies: Part 2

Location: Grand Oaks Ballroom R and S
 Course Director: Jannette Collins, MD, MEd, FCCP*
 Facilitator: Cayla R. Teal, PhD

In this workshop, participants will brainstorm research ideas and write and refine a measurable research question. They will discuss when IRB approval is required for their study. The basics of research design will be discussed and applied to their selected research question.

Learning Objectives:

1. Write a FINER (feasible, interesting, novel, ethical, relevant) educational research question.
2. Specify an educational research area of interest.
3. Evaluate whether they need IRB approval for their study.
4. Select the correct design for their research question.

12:00–1:30 PM	A³CR² Networking Luncheon (members only) Location: Cibolo Canyon Ballroom 5	
12:00–1:45 PM	Lunch on your own	
12:30–1:45 PM	ACER Business Meeting (open to all radiology educators) Location: Grand Oaks Ballroom D and F	
1:45–2:00 PM	Break	
2:00–3:30 PM	A³CR² Session (members only) ACGME Leadership Skills Workshop (continued) Location: Grand Oaks Ballroom G Moderator: Keith D. Herr, MD Faculty: Timothy P. Brigham, PhD Jason N. Itri, MD, PhD Gautham P. Reddy, MD	MA PR
2:00–3:30 PM	ACER/APDR Session Teaching in the New Curriculum Location: Grand Oaks Ballroom L, P, and Q Moderator: Lily M. Belfi, MD	ED
[2:00–2:20 PM]	Teaching to a Computer-based Multiple-choice Format: What Candidates Must Know Faculty: Terry S. Desser, MD*	
[2:20–2:55 PM]	Panel Discussion: Assessing Competency without the Boards Faculty: Angelisa M. Paladin, MD Priscilla J. Slanetz, MD, MPH Theresa C. Kouo, MD Anne M. Silas, MD	
[2:55–3:30 PM]	Panel Discussion: The Certifying Exam—What Is Our Role? Faculty: Robert A. Novelline, MD Felix S. Chew, MD, MBA Mahesh M. Thapa, MD Kevin M. Mennitt, MD	

Learning Objectives:

1. Identify the content of the ABR core exam and certifying exam curricula.
2. Compare and contrast the preparation for a multiple-choice examination with that for an oral examination.
3. List some study resources for residents that may be particularly helpful in preparing for a multiple-choice examination format.
4. Develop an understanding of effective teaching methods that would prepare residents for the new ABR computer-based multiple-choice-format image-based examinations.
5. Identify a selection of tools that they could use to assess the competency of trainees under a curriculum that does not include the oral board examination.
6. Define the role of radiology educators and mentors to train fellows in our programs to pass the new final certifying examination.

* Faculty financial disclosures are located in the Faculty Index.

3:30–4:00 PM	<p>Break Location: Grand Oaks Ballroom J</p>	
4:00–5:30 PM	<p>APCR Business Meeting 1 Location: Grand Oaks Ballroom K</p>	
4:00–5:30 PM	<p>A³CR² Session (members only) ACGME Leadership Skills Workshop (continued) Location: Grand Oaks Ballroom G Moderator: <i>Keith D. Herr, MD</i> Faculty: <i>Timothy P. Brigham, PhD</i> <i>Jason N. Itri, MD, PhD</i> <i>Gautham P. Reddy, MD</i></p>	MA PR
4:00–5:30 PM	<p>Ⓜ ACER Session Leadership 101: How to Be a Captain without a Mutiny Location: Grand Oaks Ballroom N and O Moderator: <i>Jocelyn D. Chertoff, MD, MS</i></p>	MA PR
[4:00–4:30 PM]	<p>How to Chair an Effective Meeting in Person and on a Conference Call Faculty: <i>Duane G. Mezwa, MD</i> Learning Objectives: 1. Utilize various techniques that have been proven effective in running a successful conference call. 2. Discuss the differences in style and handling of a well-run conference call and an in-person meeting. 3. Effectively decide when to plan and deploy a conference call versus an in-person meeting.</p>	
[4:30–5:00 PM]	<p>How to Run a Committee and Make It Work Faculty: <i>Jannette Collins, MD, MEd, FCCP*</i> Learning Objectives: 1. Describe the traits of an effective committee chair. 2. Describe the components of a well-run meeting.</p>	
[5:00–5:30 PM]	<p>Transitioning from Underling to Overling Faculty: <i>Norman J. Beauchamp, Jr, MD, MHS*</i> Learning Objectives: 1. Identify approaches to demonstrate a willingness and capacity to lead. 2. Identify and realize synergies resulting from being an underling in one's organization. 3. Identify and minimize challenges resulting from an overling's history as an underling.</p>	

* Faculty financial disclosures are located in the Faculty Index.

4:00–5:30 PM

AUR/RSNA Informatics Session

ED IN

Medical Imaging Resource Center (MIRC®) Teaching Files

Location: Grand Oaks Ballroom L, P, and Q

Moderator: *Eliot L. Siegel, MD**Faculty: *Eliot L. Siegel, MD***Krishna Juluru, MD**Tara A. Morgan, MD**William J. Weadock, MD**

Learning Objectives:

1. Identify strategies for capturing radiology images from the PACS.
2. Compare and contrast the advantages and disadvantages of using the RSNA interesting case/teaching file/conference software at your institution in comparison with myRSNA's online portal to capture and store interesting images and cases.
3. Describe the ways in which you can combine the advantages of both systems.
4. Provide some practical advice to get the most out of a departmental teaching file system.
5. Understand how an interesting case/teaching file system can be enhanced by using it in conjunction with other software for resident education.

5:30–6:30 PM

**A³CR²/APDR/SCARD/APCR Beer and Pretzels Reception (Co-sponsored by APDR, RSNA, and SCARD)**

Location: Cibolo Canyon Ballroom 5 and 6

6:30–7:30 PM

APCR Reception

Location: Grand Oaks Ballroom E and F

Tuesday, March 20, 2012

6:30–8:00 AM	Continental Breakfast (all attendees) Location: Grand Oaks Ballroom J	
6:30 AM–4:30 PM	Meeting Registration	
6:30 AM–5:00 PM	Exhibit Viewing Location: Ballroom Foyer	
6:30 AM–5:00 PM	Poster Viewing Location: Grand Oaks Ballroom J	
6:30 AM–6:00 PM	Speaker Ready Room Location: Cibolo Canyon Ballroom 2	
7:00–8:00 AM	APDR Business Meeting Location: Grand Oaks Ballroom L, P, and Q	
7:00–8:15 AM	AMA PRA Category 1 Credit™ Poster Session 1 Location: Grand Oaks Ballroom J	GN
7:00–8:15 AM	(R) A³CR² Session American College of Radiology Update Location: Grand Oaks Ballroom G Moderator: <i>Braxton Fields, MD</i> Faculty: <i>Paul H. Ellenbogen, MD</i> <i>Harvey L. Neiman, MD</i> <i>John A. Patti, MD, FACR</i>	HP PR
	Learning Objectives: <ol style="list-style-type: none"> 1. Understand the structural organization of the American College of Radiology (ACR). 2. Describe the functional interaction of the ACR commissions and committees. 3. Understand the critical issues facing the specialty of radiology and how the ACR is addressing them. 4. Appreciate the need to support the ACR through participation at an early stage in their career. 	
7:00–8:15 AM	ACER Session There's an App for That: How to Use an iPad or iPhone in Radiology and Education Location: Grand Oaks Ballroom N and O Moderators: <i>Michael L. Richardson, MD</i> <i>Mahesh M. Thapa, MD</i>	ED IN
	Learning Objectives: <ol style="list-style-type: none"> 1. Describe and demonstrate productivity apps of interest to academic radiologists. 2. Describe and demonstrate utility apps of interest to academic radiologists. 3. Describe and demonstrate reference apps of interest to academic radiologists. 4. Describe and demonstrate education apps of interest to academic radiologists. 5. Describe and demonstrate medical apps of interest to academic radiologists. 	

7:00–8:15 AM

AMSER/RAHSR Session

ED RS

Effective Radiology Research in the Student Setting

Location: Grand Oaks Ballroom K

Moderator: *Christopher M. Straus, MD*

[7:00–7:20 AM]

What Are Programs Looking for in Applicants?Faculty: *Mark E. Mullins, MD, PhD*

Learning Objectives:

1. Identify criteria related to research by students that training programs might find to be “positive” regarding applications.
2. Identify criteria related to research by students that training programs might find to be “negative” or “neutral” regarding applications.
3. Debate how individual students, their advisors, and medical schools might approach research by students.

[7:20–7:40 AM]

Alternatives to the Traditional Case Report: Critically Appraised TopicsFaculty: *Aine M. Kelly, MD, MS**Paul P. Cronin, MBBCh*

Learning Objectives:

1. Describe critically appraised topics (CATs), which are projects and publications that can be relatively easily performed by residents with a faculty mentor or guide.
2. Identify the essential elements or steps involved in CATs.
3. Demonstrate the skills, knowledge, and resourcefulness to carry out one’s own CAT during the radiology rotation, elective, or clerkship.

[7:40–8:00 AM]

How to Get Things PublishedFaculty: *Kimberly E. Applegate, MD, MS**

Learning Objectives:

1. Discuss different publication pathways.
2. Examine the publication process, and outline common hurdles experienced by house staff and students in submissions.
3. Identify and advise educators on how to best prepare their students and house staff to negotiate through the peer review process.

[8:00–8:15 AM]

Discussion/Q&A

8:00 AM–5:00 PM

AUR-Agfa Radiology Management Program (Advance Registration Required)

Location: Cibolo Canyon Ballroom 9 and 10

In order to be in compliance with the Accreditation Council for Continuing Medical Education’s Standards of Commercial Support, *AMA PRA Category 1 Credit*[™] will not be awarded to physicians attending this session.

8:15–8:30 AM

Break

8:30–10:00 AM

A³CR² Session (members only)

ED MA PR

Problem Solving I

Location: Grand Oaks Ballroom G

Moderators: *William M. Peterson II, MD**Jason Talbott, MD, PhD*

Learning Objectives:

1. Have small-group discussions aimed at problem solving.
2. Present small-group solutions to all participants.
3. Formulate an overall problem-solving action plan.

8:30–10:00 AM

**AMSER/APDR/ACER/APCR/RAHSR Session****AMSER Lucy Squire and APDR/ACR Keynote Lecture: Features and Bugs of the Brain's Architecture—Effects on Memory, Decisions, and Pattern Recognition**

Location: Grand Oaks Ballroom L, P, and Q

Moderator: *William D. Herring, MD*Faculty: *Dean Buonomano, PhD*

Learning Objectives:

1. Understand the neural architecture that underlies our ability to learn and store information.
2. Understand the importance of associations in human memory and learning, and the neural mechanisms underlying the brain's ability to store associations.
3. Distinguish between the two main types of human memory: declarative and procedural.
4. Recognize how the brain's architecture and inherent biases can influence decision making.

8:30–10:00 AM

RRA/SCARD Session**Medical Device Development: Academic Environment and Institutional Perspective**

Location: Grand Oaks Ballroom R and S

Moderators: *David P. Chason, MD**Rathan M. Subramaniam, MD, PhD**

[8:30–9:10 AM]

Medical Device Development in an Academic EnvironmentFaculty: *Phillip Purdy, MD**

Learning Objectives:

1. Understand the difficulties of device invention in an academic environment.
2. Identify inventor collaborations that may be needed.
3. Tailor your invention to the market.
4. Describe pipeline consideration as a driving force.
5. Explain how a medical school environment may add barriers.

[9:10–9:50 AM]

Medical Device Development in an Academic Environment: Technology Commercialization Office PerspectiveFaculty: *Lawrence E. Allred, PhD*

Learning Objectives:

1. Understand why intellectual property (IP) protection is essential for university technologies and how to get it.
2. Explain when the inventor should have IP management mentoring and how to get it.
3. Describe developing the value proposition—push vs pull (is it a project, product, or a company?).
4. Explain market entry strategy—why you can't leave the lab without it and how to get one.
5. Describe tying it all together: technology + management + money and how to get them.

[9:50–10:00 AM]

10:00–10:30 AM

**Break and Poster Viewing**

Location: Grand Oaks Ballroom J

10:30 AM–12:00 PM

A³CR² Session (members only)

MA PR

Idea Forum: Open Microphone Discussion

Location: Grand Oaks Ballroom G

Moderators: Hooman Yarmohammadi, MD
Nirav Patel, MD, MBAFaculty: Gautham P. Reddy, MD
Tan-Lucien H. Mohammed, MD, MS*

The idea forum provides chief residents a venue to discuss topics that are commonly encountered during a chief resident's tenure. The goal is to discuss possible solutions and successful implementation of these solutions. The overall goal is to help chief residents succeed and make positive contributions to their programs.

Learning Objectives:

1. Identify and analyze common issues/topics that chief residents will encounter.
2. Discuss and develop solutions to these issues.
3. Implement the solution which best addresses the issue.

10:30 AM–12:00 PM

AMSER Session

ED

Learning Objectives: How to Maximize Your Teaching Effort—Part I

Location: Grand Oaks Ballroom K

Moderator: Christopher M. Straus, MD

[10:30–10:50 AM]

Why Teaching Objectives Are Required: The Accreditation Process

Faculty: Christopher M. Straus, MD

Learning Objectives:

1. Outline how designating clear course learning objectives fits within the Liaison Committee on Medical Education (LCME) accreditation process.
2. Identify current expectations and advantages that well-defined learning objectives bring to a course.
3. Examine the role learning objectives play in student expectations.

[10:50–11:10 AM]

How to Capture Your Teaching Goals: Writing Learning Objectives

Faculty: Emily M. Webb, MD

Learning Objectives:

1. Distinguish a learning objective from a teaching objective/goal.
2. Discuss the ways learning objectives can help the teacher (and the student).
3. Recognize and avoid pitfalls of writing poor objectives.

[11:10–11:30 AM]

How to Achieve Your Learning Objectives: Case Examples

Faculty: Erin E. O'Connor, MD

Learning Objective:

Apply effective methods of achieving a learning objective.

[11:30–11:50 AM]

How to Measure Your Own Success in Teaching

Faculty: Katherine A. Klein, MD

Learning Objectives:

1. Explore the different approaches to measuring success in teaching.
2. Compare the subjective versus objective measures of teaching evaluations.
3. Identify and list criteria effective in analyzing different education techniques.

[11:50 AM–12:00 PM]

Q&A

10:30 AM–12:00 PM

APDR Session

HP PR

ABR Update

Location: Grand Oaks Ballroom L, P, and Q

Moderator: *Gary J. Becker, MD*

[10:30–11:00 AM]

Update on Activities of ABR and the Specialty BoardsFaculty: *James P. Borgstede, MD*

[11:00–11:30 AM]

Core and Certifying Examinations in Diagnostic RadiologyFaculty: *Duane G. Mezwa, MD*

[11:30 AM–12:00 PM]

MOC with an Emphasis on PQIFaculty: *Milton J. Guiberteau, MD*

Learning Objectives:

1. Understand the rationale for the ABR's decision to transform the diagnostic radiology (DR) certification exam, be familiar with the details of the new core and certifying examinations, and be able to communicate the changes by discussing the strengths and limitations of both the old and the new exam paradigms.
2. Describe the anticipated impact of the new examination paradigm on DR training programs, including accommodations that will be made in order to adjust to the change; do the same for any anticipated impact on group practices.
3. Access and utilize all ABR Web site information and resources on MOC, determine how the competencies are addressed or will be addressed through the MOC components in one's own practice, and sign onto and interact with his or her ABR online personal database (PDB) for updating, attestation, and confirmation of status.
4. Articulate a step-by-step plan for executing a PQI project relevant to his or her own practice.
5. Plan for implementation of new MOC standards by the American Board of Medical Specialties (ABMS) that will impact diagnostic radiology during the next several years.
6. Communicate with others about the various ABMS initiatives currently aimed at documenting the value of certification and MOC and at preserving and strengthening the specialty board movement.
7. Discuss the leadership role of the ABR in many of these ABMS initiatives.

10:30 AM–12:00 PM

R
S

RAHSR/ACER Session

QA RS

Performing Quality Educational Research

Location: Grand Oaks Ballroom R and S

Moderators: *Marta E. Heilbrun, MD**Petra J. Lewis, MD**

[10:30–11:00 AM]

Types of Educational ResearchFaculty: *Corrie M. Yablon, MD*

Learning Objectives:

1. Identify the different types of study designs that can be used in medical education.
2. Explain the steps for planning and implementing a successful medical educational research project.
3. Understand the concepts behind sound survey design and pilot testing.

[11:00–11:30 AM]

Assessing Educational OutcomesFaculty: *Aine M. Kelly, MD, MS*

Learning Objectives:

1. Discuss the unique challenges that face educational researchers.
2. Identify the similarities and differences between educational and scientific research methods.
3. Discuss educational outcomes and how to measure them.

[11:30 AM–12:00 PM]

Ethics of Educational ResearchFaculty: *Annemarie Relyea-Chew, JD, MS*

Learning Objectives:

1. Discuss major ethical principles relevant to radiology education research.
2. Identify ethical issues that arise in qualitative and quantitative radiology education research.
3. Explain to the institutional review board why your radiology education research should be approved.

10:30 AM–12:00 PM

SCARD/RRA Plenary Session

ED MA RS

Radiology Resident Research: How to Attract, Build, and Sustain

Location: Grand Oaks Ballroom N and O

Moderators: *Valerie P. Jackson, MD*
*Rathan M. Subramaniam, MD, PhD**Faculty: *Gerald D. Dodd III, MD*
David P. Chason, MD
Nicholas A. Koontz, MD

Learning Objectives:

1. Describe the methods to enhance radiology resident research from a resident perspective.
2. Describe the methods to enhance radiology resident research from a division chief perspective.
3. Describe the methods to enhance radiology resident research from a chair perspective.

12:00–1:00 PM

**Luncheon and Awards Ceremony**

Location: Cibolo Canyon Ballroom 5, 6, and 7

Awards (Announcements and Introductions)

AUR Memorial Award (pages 50, 57)

AUR Joseph E. and Nancy O. Whitley Award (pages 50, 55)

A³CR² Research Award (pages 50, 62)

AMSER Henry Goldberg Medical Student Award (pages 50, 87)

RAHSR-ACR Award (pages 50, 66)

RRA New Investigator Award (pages 51)

AUR Trainee Prize (pages 51, 61, 69, 71, 73)

AUR Stauffer Awards (page 51)

AUR R&E Foundation Ethics and Professionalism in Radiology Grant Award

AUR GERRAF Fellows (pages 52)

1:00–1:45 PM

**Philips Vydareny Imaging Interpretation Competition 1 (page 42)**

GN



Location: Cibolo Canyon Ballroom 5, 6, and 7

*Presented by Partners' Radiology, Massachusetts General Hospital and Brigham and Women's Hospital*Moderators: *Theresa C. McCloud, MD*
*Barbara N. Weissman, MD**Faculty: *Debbie L. Bennett, MD*
Michael R. Cooley, MD
Jacob C. Mandell, MD
Jonathan Opraseuth, MD

1:45–2:00 PM

Break

2:00–3:30 PM

A³CR² Business Meeting and Elections (members only)

Location: Grand Oaks Ballroom G

2:00–3:30 PM

S **AMSER/ACER Session**

ED MA PR

Avoiding Educator Burnout

Location: Grand Oaks Ballroom K

Moderator: *Anne M. Silas, MD*

[2:00–2:30 PM]

De-stressing through ReflectionFaculty: *Priscilla J. Slanetz, MD, MPH*

Learning Objectives:

1. Describe the process of reflection as a means to reduce stress.
2. Understand how regular self-reflection can lead to a better balance between career and family.
3. Apply the reflective method in order to set priorities and ultimately minimize the chance of career burnout.

[2:30–3:00 PM]

De-stressing through Organization and DelegationFaculty: *Petra J. Lewis, MD**

Learning Objectives:

1. Discuss the differences among projects, tasks, and contexts.
2. Develop the concept of effective organizational strategies designed to minimize stress and maximize efficiency.
3. Identify an efficient method for obtaining e-mail “in-box zero.”
4. Develop tools for effective task delegation.

[3:00–3:30 PM]

De-stressing through Innovation and VarietyFaculty: *Kitt Shaffer, MD, PhD*

Learning Objectives:

1. List three important issues that lead to faculty dissatisfaction in academic institutions.
2. Describe two methods for enhancing creativity of faculty or students.
3. Explain the role of outside interests in fostering innovation and job satisfaction.
4. Describe the potential for involvement in the arts in maintaining renewal of faculty enthusiasm.

2:00–3:30 PM

APDR Session

HP MA

RRC Update

Location: Grand Oaks Ballroom L, P, and Q

Moderator: *Lawrence P. Davis, MD*

[2:00–2:30 PM]

RRC UpdateFaculty: *Lawrence P. Davis, MD*

[2:30–3:00 PM]

ACGME Milestones ProjectFaculty: *Kay H. Vydareny, MD*

Learning Objectives:

1. Describe the key new program requirements that have recently been put into effect.
2. Identify the new duty-hour standards that affect radiology.
3. Explain the concept of milestones and their impact on radiology resident education.

[3:00–3:30 PM]

Q&A

2:00–3:30 PM

R **RAHSR Session**

PR QA

**Assessing Professionalism in Clinical Practice**

Location: Grand Oaks Ballroom R and S










Moderators: *Janie M. Lee, MD, MS**Laura L. Avery, MD*

[2:00–2:30 PM]

Teaching and Evaluating Professionalism in ResidencyFaculty: *Martha B. Mainiero, MD*

[2:30–3:00 PM]

Measuring and Evaluating Professionalism in Practice Quality ImprovementFaculty: *Kimberly E. Applegate, MD, MS**

- [3:00–3:30 PM] **Evaluating Professionalism: The American Board of Radiology Approach**
Faculty: *Ella A. Kazerooni, MD, MS*
Learning Objectives:
1. Understand expectations for professionalism in the radiology residency setting.
 2. Understand approaches to incorporating the evaluation of professionalism into practice quality improvement efforts.
 3. Understand the aspects of professionalism to be evaluated by American Board of Radiology certification and recertification examinations.
 4. Describe the professionalism component of the ACGME's core competencies and its relevance to the practice of radiology.
 5. Describe what is required to meet MOC part 1 requirements for professional standing.
 6. Describe the rationale for the ABR's examination security policy set in 2011 and the consequences for violation.
- 2:00–3:30 PM **SCARD Session**  
Scenario Planning
Location: Grand Oaks Ballroom N and O
Moderator: *Alexander M. Norbash, MD**
Faculty: *Alexander M. Norbash, MD**
Dieter R. Enzmann, MD
*Norman J. Beauchamp, Jr, MD, MHS**
James A. Brink, MD
*Cheri L. Canon, MD**
Matthew A. Mauro, MD
James V. Rawson, MD
*Pablo R. Ros, MD, MPH**
Learning Objectives:
1. Understand the role of scenario planning in strategy implementation.
 2. Describe specific national departmental dose, quality, business, minimally invasive, and education initiatives in which your department could participate.
 3. Recognize the relevant Strategic Initiative Group products and services discussed that could provide an opportunity for your department.
- 3:30–4:00 PM  **Break and Poster Viewing**
Location: Grand Oaks Ballroom J
- 4:00–5:30 PM  **A³CR²/APDR/SCARD/ACER/AMSER Session**  
 **Brogdon Panel Discussion: The Future of Academic Radiology—Strategies for Success in a Time of Uncertainty**
Location: Grand Oaks Ballroom L, P, and Q
Moderator: *Daniel A. Rodgers, MD*
Faculty: *Ella A. Kazerooni, MD, MS*
James V. Rawson, MD
Jocelyn D. Chertoff, MD, MS
Learning Objectives:
1. Recognize the challenges that currently face academic radiology departments.
 2. Identify strategies to better serve our academic mission, achieve service excellence, and thrive in a changing economic environment.
 3. Discuss creative innovations within radiology departments and potential new opportunities.
- 4:45–5:30 PM **RAHSR Business Meeting**
Location: *Sunday House*
- 6:30–8:30 PM  **AUR Welcome Reception**
 Location: Event Lawn

Wednesday, March 21, 2012

6:30–8:00 AM	Continental Breakfast (all attendees) Location: Grand Oaks Ballroom J	
6:30 AM–4:30 PM	Meeting Registration	
6:30 AM–5:00 PM	Exhibit Viewing Location: Ballroom Foyer	
6:30 AM–5:00 PM	Poster Viewing Location: Grand Oaks Ballroom J	
6:30 AM–6:00 PM	Speaker Ready Room Location: Cibolo Canyon Ballroom 2	
7:00–8:15 AM	AMA PRA Category 1 Credit™ Poster Session 2 Location: Grand Oaks Ballroom J	GN
7:00–8:15 AM	A³CR²/APDR/SCARD Session Problem Solving 2: Roundtables Location: Grand Oaks Ballroom L, P, and Q Moderators: <i>William M. Peterson II, MD</i> <i>Jason Talbott, MD, PhD</i> <i>Darel E. Heitkamp, MD*</i> <i>Charles S. Resnik, MD</i>	ED MA PR
	Learning Objectives: 1. Present the results of the chief residents' idea forum sessions. 2. Have small-group discussions aimed at solving stated problems. 3. Present small-group solutions to all participants. 4. Formulate an overall problem-solving action plan.	
7:00–8:15 AM	AMSER Members Meeting: AMSCR Update Location: Grand Oaks Ballroom R and S Moderator: <i>Christopher M. Straus, MD</i>	
7:00–8:15 AM	APCR Session 1 Program Requirements and Site Visits: Not What They Used to Be Location: Grand Oaks Ballroom K Moderator: <i>Katherine Dixon, C-TAGME</i>	ED MA
[7:00–7:30 AM]	ACGME 101: Preparation and Information Faculty: <i>Lynne Meyer, PhD, MPH</i> <i>Sara Thomas</i>	
	Learning Objectives: 1. Provide updates on processes for site visits. 2. Provide information on the program review process. 3. Provide information on processes after the RC meeting. 4. Provide updates on the new common program requirements, including eligibility requirements. 5. Provide updates related to diagnostic radiology and its subspecialties.	
[7:30–7:50 AM]	AIRP Update Faculty: <i>Carl D. Williams</i>	
	Learning Objectives: 1. Understand the use of the AIRP Radiologic Pathology Correlation Course syllabus app for the iPad. 2. Understand updates from AIRP.	
[7:50–8:15 AM]	Q&A	

7:00–8:15 AM	<p>GERRAF 1/RAHSR Session RS</p> <p>Research in Progress: Senior Fellows—Meet the Experts Location: Grand Oaks Ballroom N and O Moderators: <i>Ruth C. Carlos, MD, MS*</i> <i>Paul P. Cronin, MBBCh</i></p> <p>2011 Senior Fellows <i>Arun Krishnaraj, MD, MPH*</i> <i>Meghan G. Lubner, MD*</i> <i>Jadranka Stojanovska, MD*</i></p>
8:00 AM–6:00 PM	<p>AUR-Agfa Radiology Management Program (Advance Registration Required)</p> <p>Location: Cibolo Canyon Ballroom 9 and 10 In order to be in compliance with the Accreditation Council for Continuing Medical Education's Standards of Commercial Support, <i>AMA PRA Category 1 Credit™</i> will not be awarded to physicians attending this session.</p>
8:15–8:30 AM	<p>Break</p>
8:30–10:00 AM	<p>A³CR² Session (members only) GN</p> <p>Idea Forum: Open Microphone Discussion</p> <p>Location: Grand Oaks Ballroom G Moderators: <i>Hooman Yarmohammadi, MD</i> <i>Nirav Patel, MD, MBA</i></p> <p>Faculty: <i>Darel E. Heitkamp, MD*</i> <i>Angelisa M. Paladin, MD</i></p>
8:30–10:00 AM	<p>AMSER Session ED</p> <p>Learning Objectives: How to Maximize Your Teaching Effort—Part 2 Location: Grand Oaks Ballroom R and S Moderator: <i>Caroline W. Carrico, MD</i></p> <p>Learning Objectives:</p> <ol style="list-style-type: none"> 1. Review different grading scales used in medical student education. 2. Consider the usefulness and reliability of objective and subjective measures of medical student grade determination. 3. Learn why grade inflation occurs and ways to minimize grade inflation in medical education.
[8:30–8:50 AM]	<p>Measuring Medical Student Performance: Pass/Fail versus Grades</p> <p>Faculty: <i>Caroline W. Carrico, MD</i></p> <p>Learning Objectives:</p> <ol style="list-style-type: none"> 1. Review different grading scales used in medical student education. 2. Consider the usefulness and reliability of objective and subjective measures of medical student grade determination. 3. Learn why grade inflation occurs and ways to minimize grade inflation in medical education.
[8:50–9:10 AM]	<p>What Topics Are Essential in Teaching Medical Imaging?</p> <p>Faculty: <i>Kimi L. Kondo, DO*</i></p> <p>Learning Objectives:</p> <ol style="list-style-type: none"> 1. Describe the topics for medical student radiology education identified as essential in the medical literature. 2. Debate those topics which should be essential in teaching radiology to medical students.
[9:10–9:30 AM]	<p>Curriculum Continuity: Radiology Learning Objectives from Day 1 to Graduation</p> <p>Faculty: <i>Donna Magid, MD, MEd</i></p>
[9:30–10:00 AM]	<p>Panel Discussion and Q&A</p>

* Faculty financial disclosures are located in the Faculty Index.

8:30–10:00 AM

ACER/APDR Session

MA PR

Promotion Nuts and Bolts

Location: Grand Oaks Ballroom L, P, and Q

Moderator: *Felix S. Chew, MD, MBA*

[8:30–8:50 AM]

Career Killers and HelpersFaculty: *Theresa C. McCloud, MD*

Learning Objectives:

1. Develop a specific academic career goal.
2. Select certain activities that will enhance career development and promotion.
3. Avoid distracting pursuits, and manage time commitments.

[8:50–9:20 AM]

CV Analysis for Promotion to Associate ProfessorFaculty: *Carol M. Rumack, MD***Felix S. Chew, MD, MBA*

[9:20–9:50 AM]

CV Analysis for Promotion to Full ProfessorFaculty: *Felix S. Chew, MD, MBA**Carol M. Rumack, MD**

Learning Objectives:

1. Describe how analysis is typically done by medical school promotion committees: What do they look at?
2. Discuss how to make the strongest impact toward promotion to professor: What counts the most?
3. Discuss where to focus your efforts after your promotion.

[9:50–10:00 AM]

Q&A

8:30–10:00 AM

GERRAF Session 2

RS

Location: Grand Oaks Ballroom N and O

Moderators: *Ruth C. Carlos, MD, MS***Yoshimi Anzai, MD, MPH***2012 Junior Fellows***[TBD 2012]**[TBD 2012]***2011 Senior Fellow***Elysa Widjaja, MD, MBBS**

8:30–10:00 AM

**RAHSR Session**

MA PR

Recognizing and Managing Disruptive and Unprofessional Behaviors in the Workplace

Location: Grand Oaks Ballroom K

Moderators: *Paul P. Cronin, MBCh**Jonathan S. Lewin, MD**

[8:30–9:00 AM]

Recognizing and Managing Disruptive Physician BehaviorFaculty: *Paul M. Knechtges, MD*

Learning Objectives:

1. Define the characteristics of a disruptive physician.
2. Delineate the consequences of a disruptive physician.
3. Describe a model for dealing with a disruptive physician.

[9:00–9:30 AM]

Recognizing the Hostile Work Environment and Addressing the Legal ImplicationsFaculty: *Michael J. Grogan, MD, JD*

Learning Objectives:

1. Define harassment in the workplace and the hostile work environment.
2. Apply Title VII of the Civil Rights Act of 1964 to define the legal context for liability in the workplace.
3. Examine the legal context for liability in the education environment under Title 9 of the Educational Amendments Act of 1972.

- [9:30–10:00 AM] **Examining Physician Behaviors That Can Enhance a Radiology Practice**
Faculty: *Jonathan W. Berlin, MD**
Learning Objectives:
1. Explain the difference between patient satisfaction and loyalty.
2. Identify physician behaviors that can negatively influence patient loyalty and perception of quality.
3. Identify physician behaviors that can enhance a radiology practice by improving patient loyalty and perception of quality.
- 10:00–10:30 AM **(R)** **Break and Poster Viewing**
Location: Grand Oaks Ballroom J
- 10:30 AM–12:00 PM **APCR Business Meeting 2**
Location: Grand Oaks Ballroom K
- 10:30 AM–12:00 PM **(R)** **AUR Plenary Keynote Session** **HP** **MA** **PR**
(SAR) **Professionalism and Risk Management**
Location: Grand Oaks Ballroom, L, P, and Q
Moderator: *N. Reed Dunnick, MD*
- [10:30–10:55 AM] **Medical Error/Risk Management and “Sorry Works” Program Experience**
Faculty: *Steven S. Kraman, MD*
- [10:55–11:20 AM] **ACR Perspective on Risk Management, Communication, and Professionalism**
Faculty: *Cynthia S. Sherry, MD*
- [11:20–11:45 AM] **ABR Perspective on Risk Management, Communication, and Professionalism**
Faculty: *Gary J. Becker, MD*
Jennifer L. Bosma, PhD
Learning Objectives:
1. Identify the historical risk management practices used by hospitals and physicians, and explain how they got that way.
2. Explain how these risk management techniques have been justified.
3. Describe the effects of a full-disclosure, early-offer risk management policy on the Lexington VA Medical Center and other hospitals.
4. Present the argument for changing risk management techniques from deny and defend to disclosure and early offer.
5. Understand issues in managing practice risk, including medical error.
6. Learn how a focus on professionalism can help manage risk.
7. Understand the ACR and ABR perspectives on professionalism and risk management.
- [11:45 AM–12:00 PM] Q&A
- 12:00–1:00 PM **(R)** **Luncheon and AUR Business Meeting**
(SAR) Location: Cibolo Canyon Ballroom 5, 6, and 7
- 1:00–1:45 PM **(R)** **Philips Vydareny Imaging Interpretation Competition 2 (page 42)** **GN**
(SAR) Location: Cibolo Canyon Ballroom 5, 6, and 7
Presented by Partners’ Radiology, Massachusetts General Hospital and Brigham and Women’s Hospital
Moderators: *Theresa C. McLoud, MD*
*Barbara N. Weissman, MD**
Faculty: *Debbie L. Bennett, MD*
Michael R. Cooley, MD
Jacob C. Mandell, MD
Jonathan Opraseuth, MD
- 1:45–2:00 PM **Break**

* Faculty financial disclosures are located in the Faculty Index.

2:00–3:30 PM

**AUR Scientific Sessions**

See page numbers listed for abstracts to be presented in each session.

SS01: Scientific Session 1**Education I**

(See pages 53–55.)

Location: Grand Oaks Ballroom L, P, and Q

ED **MA****SS02: Scientific Session 2****Education II**

(See pages 55–58.)

Location: Grand Oaks Ballroom G

ED**SS03: Scientific Session 3****Enhancing Imaging Standard of Care**

(See pages 58–60.)

Location: Grand Oaks Ballroom K

QA**SS04: Scientific Session 4****Frontiers in Cancer Imaging and Treatment**

(See pages 60–63.)

Location: Grand Oaks Ballroom N and O

IR **OI****SS05: Scientific Session 5****Other Topics**

(See pages 63–64.)

Location: Grand Oaks Ballroom R and S

MA **QA****SS06: Scientific Session 6****RAHSR Session**

(See pages 65–67.)

Location: Cibolo Canyon Ballroom 8

QA

3:30–4:00 PM

**Break and Poster Viewing**

Location: Grand Oaks Ballroom J

4:00–5:30 PM

**AMSER/ACER Electronic Education Exhibits Session**

Location: Cibolo Canyon Ballroom 5

Moderator: *Sravanthi Reddy, MD*

The audience can review ongoing demonstrations of electronic exhibits of educational resources selected from submitted abstracts.

ED **IN**

[4:00–4:10 PM]

Welcome and Overview

[4:10–5:30 PM]

Demonstrations

4:00–5:30 PM	APCR Session 2	ED MA
	Timely Topics for Residency and Fellowship Coordinators	
	Location: Grand Oaks Ballroom K	
	Moderator: <i>Katherine Dixon, C-TAGME</i>	
[4:00–4:40 PM]	ABR Topics: Online Verification, Certification, and Maintenance of Certification	
	Faculty: <i>Christina Z. Slater, MBA</i>	
	Learning Objectives:	
	1. Describe the verification of training process in the ABR personal database.	
	2. Discuss the key facts surrounding the EOF core and certifying exams.	
	3. Describe the requirements of MOC as it pertains to newly certified diplomates (MOC cycle, fee deferment, Physician Quality Reporting System [PQRS] MOC, group MOC, organizational recognition for part IV).	
[4:40–4:55 PM]	Managing a 1-Year Fellowship	
	Faculty: <i>Stella Martinez</i>	
	Learning Objectives:	
	1. Understand eligibility for fellowship programs.	
	2. Determine the sufficient number of faculty.	
	3. Understand the research/scholarly activity requirement.	
	4. Communicate with multiple program directors.	
[4:55–5:10 PM]	Managing a Small Fellowship	
	Faculty: <i>Hollie P. Medina, BA</i>	
	Learning Objectives:	
	1. Develop confidential evaluations for faculty/program.	
	2. Understand the research/scholarly activity requirement.	
	3. Develop a postfellowship survey.	
[5:10–5:30 PM]	Q&A	
4:00–5:30 PM	S RAHSR Colloquium	MA PR
	Disruptive and Unprofessional Behaviors Impacting Health Care	
	Location: Grand Oaks Ballroom N and O	
	Moderator: <i>James V. Rawson, MD</i>	
[4:00–4:20 PM]	Disruptive and Unprofessional Behavior in the Workplace	
	Faculty: <i>James V. Rawson, MD</i>	
[4:20–4:40 PM]	Impact of Disruptive Behavior on Patient Safety and Hospital Operations	
	Faculty: <i>Norman B. Thomson III, MD, FACR</i>	
[4:40–5:00 PM]	Impact of Disruptive Behavior on Medical Student and Resident Education	
	Faculty: <i>Lori A. Deitte, MD</i>	
	Learning Objectives:	
	1. Describe the impact that disruptive behavior can have on the learning environment.	
	2. Discuss strategies for promoting a culture of respect and professionalism within graduate medical education.	
[5:00–5:20 PM]	Needs of the Disruptive/Impaired Resident	
	Faculty: <i>Gilberto Sostre, MD</i>	
[5:20–5:30 PM]	Discussion/Q&A	

4:00–5:30 PM

APDR/SCARD Open Microphone Session**The Future of Health Care Reform: Utopia or Dystopia—What International Experience in Radiology Can Teach Us**

Location: Grand Oaks Ballroom L, P, and Q

Moderator: *Jocelyn D. Chertoff, MD, MS*

[4:00–4:30 PM]

HollandFaculty: *Johan G. Blickman, MD, PhD*

[4:30–5:00 PM]

CanadaFaculty: *Mark E. Schweitzer, MD**

Learning Objectives:

1. Compare administrative structures of American and Canadian academic radiology departments.
2. Compare administrative structures of American and Canadian academic health science centers.
3. Explain the funding model of Canadian academic radiology departments.
4. Explain the funding model of the Canadian health system.

[5:00–5:30 PM]

IsraelFaculty: *Nogah Shabshin, MD*

Learning Objectives:

1. Describe the structure of the Israeli medical health system in general, and the field of radiology specifically, as a model of good social medicine for everyone.
2. Debate whether private medicine and medical tourism in public hospitals and radiology departments in Israel can potentially enhance social medicine, or does it negatively affect the social medicine patient care.
3. Describe the radiologist's different salary structure in the public versus private radiology departments: professional recruiting and retaining professional staff.
4. Describe social radiology in a private hospital: the difficulties in the perspective of the hospital management.
5. Assess the short- and long-term implications of the U.S. health care reform on radiology departments, radiologists, and patients via the experience of radiology in Israel.

5:00–5:30 PM

RRA Business MeetingLocation: *Sunday House*









5:30–7:00 PM

AMSER/ACER ReceptionLocation: *Sunflower/Wisteria*

6:00–7:00 PM

AUR-Agfa Radiology Management Program Reception (Advance Registration Required)Location: *Cibolo Canyon Ballroom 11*

Thursday, March 22, 2012

6:30–8:00 AM	Continental Breakfast (all attendees) Location: Grand Oaks Ballroom J	
6:30 AM–12:00 PM	Exhibit Viewing Location: Ballroom Foyer	
6:30 AM–12:00 PM	Poster Viewing Location: Grand Oaks Ballroom J	
6:30 AM–4:00 PM	Speaker Ready Room Location: Cibolo Canyon Ballroom 2	
6:30 AM–4:30 PM	Meeting Registration	
7:00–8:30 AM	 GERRAF Session 3 Location: Grand Oaks Ballroom N and O Moderators: <i>Ruth C. Carlos, MD, MS*</i> <i>Marta E. Heilbrun, MD</i> 2012 Junior Fellow <i>[TBD]</i> 2010 Graduating Fellows <i>Avneesh Chhabra, MD*</i> <i>Christopher P. Hess, MD, PhD*</i>	
7:15 AM–5:30 PM	AUR-Philips Academic Faculty Development Program (Advance Registration Required) Location: Cibolo Canyon Ballroom 9 and 10 In order to be in compliance with the Accreditation Council for Continuing Medical Education's Standards of Commercial Support, <i>AMA PRA Category 1 Credit™</i> will not be awarded to physicians attending this session.	
8:00–9:00 AM	 A³CR² Session American Board of Radiology Update Location: Grand Oaks Ballroom G Moderator: <i>Jonas W. Redmond, MD, MS</i> Faculty: <i>Kay H. Vydareny, MD</i> Learning Objectives: 1. Describe the ABR's policy on exam security. 2. Describe the basic structure and timing of the soon to be implemented qualifying (ie, core) and certifying examinations, including the core pilot examinations of 2012 and 2013. 3. Discuss the basic principles of MOC. 4. Describe the plan for transitioning from the present examination paradigm to the new examination structure. 5. Explain the term <i>board eligible</i> and the time limits on that term.	
8:30–10:00 AM	 RAHSR/RRA Session Ethics and Professionalism in Research Location: Grand Oaks Ballroom R and S Moderators: <i>Pina C. Sanelli, MD, MPH*</i> <i>Rathan M. Subramaniam, MD, PhD*</i>	  
[8:30–9:00 AM]	Professionalism in Research Faculty: <i>Robert F. Mattrey, MD*</i>	
[9:00–9:30 AM]	Professionalism in Educational Research Faculty: <i>Kitt Shaffer, MD, PhD</i> Learning Objectives: 1. List three important issues to keep in mind regarding ethical design of educational research. 2. Describe two methods for assessing professionalism in an educational research setting. 3. Define "reflective professionalism" and its role in research design. 4. Describe the role of community and humanism in the development of professional attitudes.	

* Faculty financial disclosures are located in the Faculty Index.

[9:30–10:00 AM]	<p>Professionalism in Research from a Program Director's Perspective Faculty: <i>Michael A. Brooks, MD</i></p> <p>Learning Objectives:</p> <ol style="list-style-type: none"> 1. Define professionalism in research. 2. Identify several useful methods for teaching professionalism in research to residents. 3. Appraise resident professionalism in research, by using resident evaluations and portfolios. 	
8:30–10:00 AM	<p>SNM/APDR/APCR/AMSER/SCARD Session</p> <p>Nuclear Medicine Panel Discussion: Training and Certification of the Molecular Imager of the Future Location: Grand Oaks Ballroom L, P, and Q Moderator: <i>Jay A. Harolds, MD</i></p>	<div style="border: 1px solid black; padding: 2px; display: inline-block;">NM</div> <div style="border: 1px solid black; padding: 2px; display: inline-block; margin-left: 5px;">ED</div>
[8:30–8:32 AM]	<p>Introduction and Comments Faculty: <i>Jay A. Harolds, MD</i></p>	
[8:32–8:45 AM]	<p>What Is Molecular Imaging? SNM Perspective Faculty: <i>George M. Segall, MD</i></p>	
[8:45–8:58 AM]	<p>ACR Perspective Faculty: <i>M. Elizabeth Oates, MD</i></p>	
[8:58–9:11 AM]	<p>American Board of Nuclear Medicine (ABNM) Perspective Faculty: <i>Henry D. Royal, MD</i></p>	
[9:11–9:24 AM]	<p>ABR Perspective Faculty: <i>Milton J. Guiberteau, MD</i></p>	
[9:24–9:37 AM]	<p>Radiology RRC Perspective Faculty: <i>Lawrence P. Davis, MD</i></p>	
[9:37–9:50 AM]	<p>Nuclear Medicine RRC Perspective Faculty: <i>Christopher J. Palestro, MD*</i></p>	
[9:50–10:00 AM]	<p>Panel Discussion and Q&A</p> <p>Learning Objectives:</p> <ol style="list-style-type: none"> 1. List and discuss the various types of molecular imaging. 2. Discuss the perspectives of the ACR, ABNM, and ABR on certification of the molecular imager of the future. 3. Discuss the perspectives of the Radiology and Nuclear Medicine RRCs on training of molecular imagers of the future. 4. Discuss the importance of "Authorized User" status. 5. Discuss the purpose of the Radioisotope Safety Examination (RISE). 	
9:00–10:00 AM	<p>(R) A³CR² Session</p> <p>Case Review I Location: Grand Oaks Ballroom G Moderators: <i>Francisco A. Perez, MD, PhD</i> <i>Derrick Siebert, MD</i> Faculty: <i>Gautham P. Reddy, MD</i> <i>Tan-Lucien H. Mohammed, MD, MS*</i></p> <p>Learning Objectives:</p> <ol style="list-style-type: none"> 1. Review interesting cases, initially as unknowns and then with brief focused "pearls." 2. Identify abnormalities on imaging studies. 3. Develop appropriate differential diagnoses. 4. Identify appropriate management. 	<div style="border: 1px solid black; padding: 2px; display: inline-block;">CA</div> <div style="border: 1px solid black; padding: 2px; display: inline-block; margin-left: 5px;">CH</div>
10:00–10:30 AM	<p>Break and Poster Viewing Location: Grand Oaks Ballroom J</p>	
10:30 AM–12:00 PM	<p>AMSER/AMSCR Student Coordinators Meeting Location: Magnolia</p>	

10:30 AM–12:00 PM

**A³CR² Session****Case Review 2**

Location: Grand Oaks Ballroom G
 Moderators: *Francisco A. Perez, MD, PhD*
Derrick Siebert, MD
 Faculty: *Janet E. Bailey, MD*
Teresa Chapman, MD, MA
M. Victoria Marx, MD

Learning Objectives:

1. Review interesting cases, initially as unknowns and then with brief focused “pearls.”
2. Identify abnormalities on imaging studies.
3. Develop appropriate differential diagnoses.
4. Identify appropriate management.

BR IR PD

10:30 AM–12:00 PM

APDR/APCR Session**Point/Counterpoint**

Location: Grand Oaks Ballroom L, P, and Q
 Moderator: *Angelisa M. Paladin, MD*

[10:30–11:00 AM]

Interventional Radiology Certificate: Resplendent or Redundant?

Pro: *John A. Kaufman, MD**
 Con: *Victor J. Scarmato, MD*

[11:00–11:30 AM]

Reporting Bad Behavior on Evaluations: Remediation or Repudiation?

Pro: *Martha B. Mainiero, MD*
 Con: *Anna Rozenshtein, MD*

Learning Objectives:

1. Describe the educational rationale for providing constructive criticism to residents in evaluations.
2. Analyze the negative consequences of negative evaluations.
3. List the legal and ethical ramifications of providing and withholding negative evaluations.

MA PR

[11:30 AM–12:00 PM]

Nighthawks: Career Path or Career Death?

Pro: *Garry Choy, MD*
 Con: *Syed A. Bokhari, MD*

10:30 AM–12:00 PM

AMSER Session (Advance Registration Required)**Radiology WebExam Training Session**








Location: Cibolo Canyon Ballroom 3
 Moderator: *Petra J. Lewis, MD**
 Faculty: *Petra J. Lewis, MD**
*Nancy J. McNulty, MD**
Matthew DeVries, MD
Dana J. Lin, BA
Sravanthi Reddy, MD
Caroline W. Carrico, MD
Judith K. Amorosa, MD

This session will be open for a limited number of participants, with preregistration required. The aim of this session is to build on basic skills learned during prior Radiology ExamWeb workshops.

Learning Objectives:

1. Understand the course, class, and exam structure of Radiology ExamWeb.
2. Make new courses, classes, and exams.
3. Develop an exam by using search criteria.
4. Use shared exams.
5. Find and download student, class, and grouped exam results.

ED IN MA

10:30 AM–12:00 PM	 AUR Session	
	Cool Technologies for Radiologists Location: Grand Oaks Ballroom K Faculty: <i>Michael L. Richardson, MD</i> <i>Mahesh M. Thapa, MD</i>	
	Learning Objectives: 1. Describe cool software of interest to academic radiologists. 2. Describe cool hardware of interest to academic radiologists. 3. Describe cool Web applications of interest to academic radiologists.	
10:30 AM–12:00 PM	 GERRAF Session 4	
	Location: Grand Oaks Ballroom N and O Moderators: <i>Ruth C. Carlos, MD, MS*</i> <i>Aine M. Kelly, MD, MS</i>	
	2012 Junior Fellow <i>[TBD]</i>	
	2010 Graduating Fellows <i>Ritu R. Gill, MBBS*</i> <i>Jenny K. Hoang, MBBS*</i>	
10:30 AM–12:00 PM	 SCARD Session	 
	Hot Topics in Ethics Location: Grand Oaks Ballroom R and S Moderator: <i>Valerie P. Jackson, MD</i>	
[10:30–11:00 AM]	Research Relationships with Industry Faculty: <i>William G. Bradley, Jr, MD, PhD</i>	
	Learning Objectives: 1. Discuss how intellectual property is handled. 2. Identify what rights industry has regarding publications. 3. Explain what to watch out for under the Sunshine Act.	
[11:00–11:30 AM]	CME Collaboration with Industry Faculty: <i>Jonathan S. Lewin, MD*</i>	
[11:30 AM–12:00 PM]	Fellowship Recruiting Issues Faculty: <i>Duane G. Mezwa, MD</i>	
	Learning Objectives: 1. Better understand the many issues surrounding the fellowship process. 2. Describe ethical and professionalism issues that have complicated the fellowship recruiting process. 3. Describe the most recent updates from the APDR/SCARD initiatives to make the fellowship recruiting process more fair on all sides. 4. Discuss options for improving the process plus new challenges.	
12:00–1:45 PM	Lunch on your own	
12:00–1:45 PM	SCARD Business Meeting and Luncheon Location: <i>Freesia</i>	
12:00–12:30 PM	Innovations Program Luncheon Location: <i>Cibolo Canyon Ballroom 7</i>	

12:30–3:00 PM

**Innovations in Academic Radiology Program**

(Sponsored by an unrestricted educational grant from Carestream Health)

Impact in Academic Radiology of Health Care Reform: What Will We Look Like in 2020?

Location: Cibolo Canyon Ballroom 7

Course Director: *James V. Rawson, MD*Program Chair: *Pablo R. Ros, MD, MPH****Opening Comments**

[12:30–12:40 PM]

Drivers of Our Future as We Try to Meet Our Three Missions after Health Care ReformFaculty: *Pablo R. Ros, MD, MPH****Evolution of the Education Model**

[12:40–12:50 PM]

Workforce Reengineering: Evolution of the Radiology TraineeFaculty: *Martha B. Mainiero, MD*

[12:50–1:00 PM]

Teaching Professionalism and Ethics in ResidencyFaculty: *Lori A. Dettie, MD*

[1:00–1:10 PM]

Simulation in Radiology EducationFaculty: *Leonard R. Bok, MD, JD***Innovation and Research in 2020**

[1:10–1:20 PM]

A New Source of Federal Funding: CMS and Its Innovation CenterFaculty: *John A. Patti, MD, FACR*

[1:20–1:30 PM]

Quality: The Essential IngredientFaculty: *Kimberly E. Applegate, MD, MS**

[1:30–1:40 PM]

Comparative Effectiveness ResearchFaculty: *Jeffrey G. Jarvik, MD, MPH**

[1:40–1:50 PM]

NIH and Federally Funded Clinical ResearchFaculty: *Carolyn C. Meltzer, MD****Clinical Environment in 2020**

[1:50–2:00 PM]

Evolving Payment Models: Patient-based versus Fee-based PaymentFaculty: *Norman J. Beauchamp, Jr, MD, MHS**

[2:00–2:10 PM]

Imaging Informatics: Essential Tool for Regional Models and Increased EfficienciesFaculty: *David S. Mendelson, MD**

[2:10–2:20 PM]

Consolidation of Academic and Nonacademic Hospitals into Accountable Care Organizations (ACOs)Faculty: *James A. Brink, MD***Keynote Address**

[2:20–2:40 PM]

Academic Medicine in 2020: Balancing the Three Missions and Its Impact in Academic RadiologyFaculty: *Richard L. Baron, MD***Closing Comments and Q&A**

[2:40–3:00 PM]

Planning for the Future of Academic Radiology: A Road MapFaculty: *James V. Rawson, MD***Learning Objectives:**

1. Describe the potential overall impact of health care reform in academic radiology departments, specifically in education, research, and clinical service.
2. Discuss the evolution of the educational model, considering new tools such as simulation and workforce reengineering.
3. Describe changes in research funding from federal sources and the increase of comparative effectiveness research.
4. Detect opportunities in the upcoming clinical environment with evolving payment models implementation, imaging informatics, and formation of ACOs.

* Faculty financial disclosures are located in the Faculty Index.

1:30–4:00 PM	R APDR Teaching Certificate Program (Advance Registration Recommended) ED Location: Grand Oaks Ballroom K Moderator: <i>Beverly P. Wood, MD, PhD, MSED</i>
[1:30–1:50 PM]	Reflection for Self-assessment Faculty: <i>Beverly P. Wood, MD, PhD, MSED</i> Learning Objectives: 1. Define reflection. 2. Help learners develop reflective habits. 3. Teach reflection.
[1:50–2:15 PM]	Teaching Tips That Work Faculty: <i>Theresa C. McLoud, MD</i> Learning Objectives: 1. Understand their audience. 2. Learn how to make sessions more interactive. 3. Create stimulating teaching material.
[2:15–2:40 PM]	Professionalism Faculty: <i>Anne M. Silas, MD</i> Learning Objectives: 1. Describe professional attributes of resident trainees. 2. Describe methods of teaching professionalism. 3. Promote an environment of professionalism with the radiology residency.
[2:40–3:05 PM]	Using Cases for Learning Faculty: <i>Kathleen T. Hudson, MD</i> Learning Objectives: 1. Identify the components of case-based learning. 2. Review different formats for case-based learning. 3. Review the steps in creating a case-based learning activity.
[3:05–3:25 PM]	Supporting, Extending, and Continuing the Learning Experience That Occurs at the American Institute for Radiologic Pathology (AIRP; formerly the AFIP) Faculty: <i>Stacy E. Smith, MD</i> Learning Objectives: 1. Understand current and new novel methods that may allow continuity of the educational goals of the radiologic pathology program at the AIRP in individual medical/radiology departments. 2. Facilitate further interdepartmental coordination of radiologic-pathologic correlation programs and teaching files that continue to further the educational purpose of AIRP. 3. Describe the new AIRP app, which has just completed development and will be utilized in the near future as a continuing education tool and contact among individuals, institutions, and the AIRP.
[3:25–3:50 PM]	Team-based Learning Faculty: <i>Lori A. Deitte, MD</i> Learning Objectives: 1. Discuss the principles of team-based learning. 2. Compare and contrast team-based learning with other forms of group learning. 3. Create a team-based learning activity.
[3:50–4:00 PM]	Q&A and Closing Remarks
2:00–3:30 PM	SCARD Members Forum MA Managing the Recession in Academic Radiology Location: Grand Oaks Ballroom R and S Faculty: <i>Valerie P. Jackson, MD</i> <i>James V. Rawson, MD</i> <i>Steven E. Seltzer, MD</i>
6:30–7:30 PM	R Annual Banquet Cocktail Reception Location: Ballroom Foyer
7:30–10:00 PM	R Annual Banquet and Awards Ceremony Location: Cibolo Canyon Ballroom 6 and 7