

AUR 56th Annual Meeting Program

Black entry indicates educational programming; teal entry indicates society-specific events.

R indicates programming of special interest to residents.

SAR indicates SARRAD programming.

I indicates informatics track programming.

* indicates sessions that required prior registration.

Tuesday, March 25, 2008

7:00 AM–7:00 PM	<p>Meeting Registration Location: Grand Ballroom Foyer</p>	
8:30–11:45 AM	<p>Medical Education Research Certificate (MERC) Workshop 1* (Co-sponsored by APDR and RSNA) Questionnaire Design and Construction Location: Grand Ballroom C Course Director: <i>Jannette Collins, MD, MEd, FCCP*</i> Moderator: <i>Linda C. Perkowski, PhD, MS</i></p> <p>Learning Objectives: This workshop will provide some basic principles in questionnaire/survey design and give workshop participants an opportunity for hands-on experience designing a questionnaire. Following participation in this workshop, learners will be able to:</p> <ol style="list-style-type: none"> 1. Design a blueprint for a survey/questionnaire appropriate to their own application. 2. Construct and edit questions to avoid common problems in wording and framing. 3. Select an appropriate response format from a menu of alternatives. 4. Design the overall format of the survey/questionnaire to facilitate data management and analysis. 	ED RS
11:45 AM–12:45 PM	<p>MERC Luncheon* Location: Willow</p>	
12:00–7:00 PM	<p>Speaker Ready Room Location: Juniper</p>	
12:45–4:00 PM	<p>Medical Education Research Certificate (MERC) Workshop 2* (Co-Sponsored by APDR and RSNA) Program Evaluation Location: Grand Ballroom C Course Director: <i>Jannette Collins, MD, MEd, FCCP*</i> Facilitator: <i>Linda C. Perkowski, PhD, MS</i></p> <p>Learning Objectives: This workshop introduces participants to fundamental principles of educational program evaluation and provides participants with a strategy for developing an evaluation plan. At the end of the workshop, participants will be able to:</p> <ol style="list-style-type: none"> 1. Describe program evaluation and its purposes. 2. Identify barriers to program evaluation. 3. Identify models used in evaluation. 4. Describe the steps of an evaluation. 5. Develop an evaluation plan. 	ED RS
2:00–6:00 PM	<p>AUR/RSNA Session Radiology Informatics: What the Academic Radiologist Needs to Know Location: Grand Ballroom D Course Co-directors: <i>Curtis P. Langlotz, MD, PhD*</i> <i>Kimberly E. Applegate, MD, MS*</i></p>	ED IN MA PR QA RS

* Faculty financial disclosures are located in the Faculty Index.

[2:00–2:55 PM]

(2:00–2:20 PM)

Informatics in Radiology Education: Optimizing Your Teaching Portfolio

Web 2.0: Leveraging the Internet for Lifelong Learning

Michael P. D'Alessandro, MD

Learning Objectives:

1. Learn why we should situate learning in practice.
2. Learn how we can situate learning in practice.
3. Learn how we can document and get credit for situating learning in practice with Web 2.0 tools.
4. Learn how we can use Web 2.0 tools to encourage professional collaboration among radiologists.
5. Learn how the mobile phone is your future interface to the Internet.

(2:20–2:40 PM)

Information Tools to Enhance Radiology Education

David E. Avrin, MD, PhD

Learning Objectives:

1. Learn how PACS enables radiology education.
2. Understand the challenges and solutions of harvesting images and studies from PACS, including the IHE TCE profile.
3. Review and understand the basic informatics requirements for case collection and computer-based education.
4. Review available Web-based resources for education and for collecting your own material, including RSNA MIRC.
5. Review available tools for diagnostic imaging decision support at the workstation and their role in “just-in-time” learning for practicing radiologists and trainees.

(2:40–2:55 PM)

Questions and Discussion

[2:55–3:50 PM]

Informatics for Clinical Practice: Improving Radiology Communication

(2:55–3:15 PM)

Information Needs of Clinical Radiologists

*William W. Boonn, MD**

Learning Objectives:

1. Understand the IT and clinical information needs of the radiologist.
2. Define challenges in providing clinical information at the point of care.
3. Describe potential solutions for addressing the information needs of radiologists using currently available IT services.

(3:15–3:35 PM)

Best Practices for Radiology Reporting

*Curtis P. Langlotz, MD, PhD**

Learning Objectives:

1. Demonstrate how new reporting methods can help meet national quality and certification goals.
2. Learn about efforts to create best-practices clinical radiology reports.
3. Understand the strengths and weaknesses of speech recognition and structured reporting.
4. Review how clinical reporting tools can help facilitate clinical research.

(3:35–3:50 PM)

Questions and Discussion

[3:50–4:10 PM]

Break

[4:10–5:05 PM]

Informatics for Practice Administration: Mining Data to Ensure Quality and Safety

(4:10–4:30 PM)

Using Information Technology to Improve Quality and Safety

*Ronald L. Arenson, MD**

Learning Objectives:

1. Identify key issues for quality and safety in radiology.
2. Describe current information technology applications for patient safety and quality.
3. Explore future IT approaches with promise for improved safety and quality.

(4:30–4:50 PM)

Mining Your Information System to Increase the Quality of Imaging

*Keith J. Dreyer, DO, PhD**

* Faculty financial disclosures are located in the Faculty Index.

(4:50–5:05 PM)	Questions and Discussion	
[5:05–6:00 PM]	Informatics for Imaging Research: Capitalizing on Systems for Imaging Investigators	
(5:05–5:25 PM)	Sharing Images for Radiology Research <i>Eliot L. Siegel, MD</i>	
(5:25–5:45 PM)	Beyond Spreadsheets: Time-saving Tools for Data Collection and Analysis <i>John Eng, MD</i>	
	Learning Objectives:	
	1. Learn efficient techniques for manipulating data and performing data analysis with a spreadsheet program.	
	2. Define the basic structure and functions of a database.	
	3. Recognize tasks that are more easily accomplished with a database than a spreadsheet.	
(5:45–6:00 PM)	Questions and Discussion	
4:00–5:30 PM	APDR/APCR Session	MA
	Program Director/Program Coordinator 101	
	Location: Grand Ballroom C	
	Moderator: <i>Jannette Collins, MD, MEd, FCCP*</i>	
[4:00–4:15 PM]	Responsibilities of the Program Director <i>Martha B. Mainiero, MD</i>	
	Learning Objectives:	
	1. Provide an overview of ACGME regulations for which the program director is responsible.	
	2. Discuss organizational skills which will help the program director meet his or her responsibilities.	
	3. Describe strategies for meeting requirements.	
[4:15–4:30 PM]	The Role of the Residency Coordinator <i>Dianna Otterstad, BA</i>	
	Learning Objectives:	
	1. Define the role of the residency coordinator.	
	2. Identify the responsibilities of the residency coordinator.	
	3. Discuss the organization of the residency program office.	
[4:30–4:45 PM]	Program Documents <i>Jannette Collins, MD, MEd, FCCP*</i>	
	Learning Objectives:	
	1. Describe the documents that ACGME requires to be available for site reviewers.	
	2. Describe the documents that ACGME requires to be included with the PIF.	
[4:45–5:15 PM]	Preparing for a Site Visit <i>Janet E. Bailey, MD</i> <i>Gloria Jorge</i>	
[5:15–5:30 PM]	Evaluations <i>Jannette Collins, MD, MEd, FCCP*</i>	
	Learning Objectives:	
	1. Describe the ACGME requirements for evaluation of residents.	
	2. Describe the ACGME requirements for evaluation of faculty.	
	3. Describe the ACGME requirements for program evaluation.	
5:30–7:00 PM	ACPR Board Meeting Location: Ballard	

* Faculty financial disclosures are located in the Faculty Index.

Wednesday, March 26, 2008

6:30–8:00 AM	Continental Breakfast (all attendees) Location: Grand Ballroom B	
6:30 AM–4:30 PM	Meeting Registration Location: Grand Ballroom Foyer	
6:30 AM–6:00 PM	Speaker Ready Room Location: Juniper	
7:00–8:00 AM	A³CR² Steering Committee Meeting Location: Willow A	
7:30 AM–5:30 PM	AUR-Agfa Radiology Management Program* Location: Aspen	
8:00–9:00 AM	AUR Long-Range Planning Committee Meeting Location: Cirrus	
8:00–9:30 AM	AMSER Program Planning Committee Meeting Location: Capitol Hill	
8:00–11:00 AM	APDR/ABR Session The American Board of Radiology: ABR Update and Maintenance of Certification Location: Grand Ballroom D Moderator: <i>Janet L. Strife, MD</i>	PR
[8:00–9:30 AM]	ABR Update <i>N. Reed Dunnick, MD</i> <i>Gary J. Becker, MD</i>	
[9:30–11:00 AM]	Maintenance of Certification <i>TBD</i> Learning Objectives: 1. Attendees will fully comprehend the rationale behind ABR's decision to transform the diagnostic radiology certification examination. 2. Attendees will gain a detailed understanding of the ABR's planned transformation from oral to computer-based initial certification examinations in diagnostic radiology. 3. Academic leaders in attendance, notably chairs and program directors, will be enabled to begin planning the changes in diagnostic radiology residency training that will be required to accommodate the new examination process. 4. In discussion, attendees will debate the effects of moving the certification examination to 15 months after residency and the impact of that move on the resident training experience and academic departments in general. 5. Attendees will be brought up to date on all components of ABR's MOC program, its requirements, the personal database, the CME Gateway, and qualified SAMs and PQI templates and programs.	
8:00 AM–12:00 PM	RAHSR/A³CR² Critical Thinking Skills Session Evidence-based Radiology Location: Grand Ballroom A Faculty: <i>Dermot E. Malone, MD*</i> <i>Marie Staunton, MBBCh</i>	ED RS
[8:00–8:40 AM]	Introduction and Overview	
[8:45–9:10 AM]	ASK: Think-Pair-Share	
[9:15–10:30 AM]	SEARCH	
[10:30–10:45 AM]	Break	

* Faculty financial disclosures are located in the Faculty Index.

[10:45 AM–12:00 PM]	APPRAISE and APPLY	<p>Learning Objectives: Registrants who attend this three-part workshop should understand:</p> <ol style="list-style-type: none"> 1. The paradigm of evidence-based practice (EBP) as it is designed at McMaster University and the NHS Centre for Evidence-Based Medicine, Oxford. 2. The stepwise process of McMaster/CEBM EBP, how it can be applied in radiology, and how it relates to other EBP and technology assessment paradigms. 3. A specific method to ASK an answerable question, SEARCH for the best current evidence, APPRAISE retrieved literature about diagnostic imaging, and APPLY it to their patient(s) or practice. 4. How to find and use helpful resources for desktop/laptop computers and PDAs. 5. Where these concepts fit in the spectrum of general academic radiology practice activities.
9:00 AM–12:30 PM	AUR Board of Directors Meeting (lunch served)	Location: Cirrus
9:30–10:00 AM	APCR Liaison Committee Meeting	Location: Ballard
9:30–11:30 AM	AMSER/ACER Joint Symposium	IN
	Location: Grand Ballroom C	
	Technology Applications for Teaching	
	Moderator: <i>Daniel M. Golding, MD</i>	
[9:30–10:15 AM]	OsiriX and Macintosh Computer Capabilities	
	<i>Peter D. Clarke, MD</i>	
	<i>Michael L. Richardson, MD</i>	
	<i>Kitt Shaffer, MD, PhD</i>	
	Learning Objectives:	
	<ol style="list-style-type: none"> 1. Understand the potential role of advanced 3D reconstruction options in OsiriX for preparation of teaching materials. 2. Demonstrate the use of OsiriX in preparing videos for teaching purposes. 3. Illustrate use of Macintosh-based programs such as QuickTime and Keynote in delivery of educational material. 	
[10:15–11:00 AM]	Tablets and Overlays	
	<i>Petra J. Lewis, MD</i>	
	<i>Kitt Shaffer, MD, PhD</i>	
	Learning Objectives:	
	<ol style="list-style-type: none"> 1. Demonstrate the use of digital drawing tablets for interactive clinical teaching. 2. Illustrate how digital drawing tablets can be used for predrawn illustration of radiologic principles. 3. Show the virtues of freehand drawing in answering student questions about imaging studies. 	
[11:00–11:30 AM]	Audience-Response System	
	<i>Jannette Collins, MD, MEd, FCCP*</i>	
	Learning Objectives:	
	<ol style="list-style-type: none"> 1. Describe the basic elements of an audience-response system (ARS). 2. Describe how an ARS can be used in radiology education. 	
10:00–11:00 AM	APCR Past Presidents Meeting	
	Location: Ballard	
11:00 AM–1:00 PM	APDR Committee Meetings	
	Location: Metropolitan Ballroom A	

* Faculty financial disclosures are located in the Faculty Index.

12:00–1:00 PM

Lunch on your own

12:30–1:00 PM



Break: Poster Viewing

Location: Grand Ballroom B

12:30–5:00 PM

Exhibit Viewing

Location: Grand Ballroom Foyer

1:00–2:30 PM



SCARD Joint Session

IN MA



Informatics in Guiding Operations and Peer Reviews

Location: Grand Ballroom D

Moderator: *Keith J. Dreyer, DO, PhD**

Faculty: *Charles K. Grimes, MD*

Edward J. Zaragoza, MD (Scribe/Reporter)

During the session on Friday, 10:30 AM–12:00 PM, each group will be asked to present a summary of the group's discussion and recommendations.

1:00–3:45 PM

APDR Board of Directors Meeting

Location: Cirrus

2:00–3:30 PM

RAHSR Board of Directors Meeting

Location: Ballard

2:30–3:30 PM



A³CR² Business Meeting

Location: Cedar

John K. Bradshaw, MD, Chair

2:30–3:30 PM

CIBR Steering Committee Meeting

Location: Richmond

2:30–3:30 PM

ACER/APDR Session

ED IN

Learning in a Minute

Location: Grand Ballroom C

Faculty: *Michael L. Richardson, MD*

Learning Objectives:

1. Recognize three different learning styles of radiologists.
2. Use online tools such as MyPACS.net and MedPix to assist behaviorist-style learning.
3. Use online and offline tools such as RSS readers, text-to-speech, and PDF readers to promote cognitivist-style learning.
4. Use online tools such as wikis, Google Docs, and Moodle to collaborate and enhance social constructivist-style learning.

2:30–3:30 PM

AUR Scientific Session 1 (SS01)

BR MO

Breast Imaging (Papers 1–6)

Location: Willow A

Moderator: *Elizabeth S. Burnside, MD, MPH, MS*

2:30–3:30 PM

AUR Scientific Session 2 (SS02)

CA CH

Chest and Cardiac (Papers 7–12)

Location: Willow B

Moderator: *Paul P. Cronin, MBBCh**

3:00–5:00 PM


SCARD Members Forum

HP MA

Location: Grand Ballroom A

Facilitator: *Stephen R. Baker, MD*

* Faculty financial disclosures are located in the Faculty Index.



3:30–4:00 PM



Break: Poster Viewing

Location: Grand Ballroom B

4:00–5:30 PM



A³CR²/APDR/SCARD/APCR

MA PR

Brogdon Panel Discussion: Challenges of Residency Restructuring: Large and Small Program Responses

Location: Grand Ballroom D
 Moderator: *Timothy J. Ziemlewicz, MD*
 Faculty: Large Program Director:
 *Darel E. Heitkamp, MD**
 Small Program Director:
 Charles W. McGuire, MD

Learning Objectives:

1. Understand the proposed changes to the Diagnostic Radiology Board structure.
2. Determine the challenges and opportunities these changes will present for both academic and private practices.
3. Allow for open discussion on the effects of the proposed changes.

4:00–6:00 PM



RAHSR Colloquium

MA

Patient-centered Radiology

Location: Willow B
 Moderator: *Daniel K. Kido, MD*
 Faculty: *Annette J. Johnson, MD, MS*

Learning Objectives:

1. Learn that patient-centered radiology means more than simply having an efficient service organization.
2. Learn what various hospital-based and imaging center practices have done to become more patient-centered.
3. Learn how to extend patient-centeredness into the realm of high-volume body imaging.
4. Explore a research project plan that could help in determining whether patient-centered radiology might improve safety and quality of care, as well as patient satisfaction.

4:00–6:00 PM

AUR Scientific Session 3 (SS03)

ED

Resident Training and Education (Papers 13–24)

Location: Willow A
 Moderators: *Jocelyn D. Chertoff, MD*
 *Beverly P. Wood, MD, PhD, MEd**

6:00–7:00 PM



A³CR²/APDR/SCARD/APCR Beer and Pretzels Reception



Location: Grand Ballroom C

6:00–10:00 PM

AUR Board of Directors Dinner (by invitation only)

Location: Waterfront Grill

6:30–10:00 PM

AUR-Agfa Radiology Management Program Dinner

Location: Grand Ballroom A

7:00–8:00 PM

APCR Reception

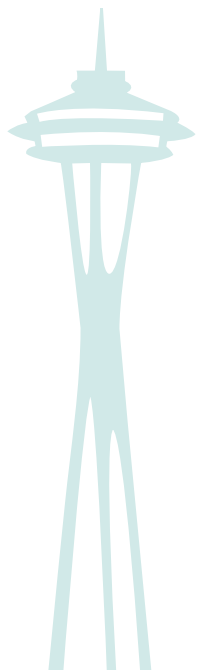
Location: Aspen

* Faculty financial disclosures are located in the Faculty Index.

Thursday, March 27, 2008

6:30–8:00 AM	Continental Breakfast (all attendees) Location: Grand Ballroom B	
6:30 AM–4:30 PM	Meeting Registration Location: Grand Ballroom Foyer	
6:30 AM–5:00 PM	Poster Viewing Location: Grand Ballroom B	
6:30 AM–5:00 PM	Exhibit Viewing Location: Grand Ballroom Foyer	
6:30 AM–6:00 PM	Speaker Ready Room Location: Juniper	
7:00–8:30 AM	AMSER Board Meeting Location: Cedar	
7:00–8:30 AM	(R) A³CR²/ACR Session Location: Grand Ballroom A Faculty: <i>Michael Baldwin, MD</i> <i>Harvey L. Neiman, MD</i> <i>Donald C. Walker, MD</i> <i>Michael A. Walsh, MD</i>	HP
7:00–8:30 AM	APDR/APCR Session ACGME/RRC Updates with Discussion and Q&A Location: Grand Ballroom D Moderator: <i>Duane G. Mezwa, MD</i> Faculty: <i>E. Stephen Amis, Jr, MD</i> <i>Missy Fleming, MEd, PhD</i> Learning Objectives: 1. Learn how the ACGME and RRC interact. 2. Learn new requirements of the ACGME for radiology residency programs. 3. Have a chance to ask questions for clarification on training issues that go into effect in July 2008.	ED HP
7:00–8:30 AM	RAHSR Open Seminar Works in Progress Location: Willow B Moderator: <i>Aine M. Kelly, MD, MS*</i> Faculty: <i>Myria Petrou, MA, MBChB</i> <i>Pina C. Sanelli, MD*</i> <i>Joshua S. Shimony, MD, PhD</i> Learning Objectives: 1. Attendees will hear of the more common areas of difficulty encountered in carrying out research projects, as presented by the faculty. 2. Through open discussion, the audience will be able to respond and make suggestions based on their own experience. In this way, the audience will learn the benefits of open discussion or debate in problem solving. 3. The audience will share opinions and meet like-minded researchers with whom they can discuss issues and possibly collaborate with in the future. 4. Attendees may learn how to solve problem areas in their own research through hearing the ongoing discussions between faculty and the audience.	RS

* Faculty financial disclosures are located in the Faculty Index.



7:00–8:30 AM	<p>SCARD Session HP MA</p> <p>Location: Grand Ballroom C Moderator: <i>Stephen R. Baker, MD</i></p>
[7:00–7:45 AM]	<p>Explanation of the Thought Process behind the ABR Decision to Change the Board Examinations <i>Valerie P. Jackson, MD*</i></p>
[7:45–8:30 AM]	<p>Modify the Interview Process for Applicants to Radiology Programs to Decrease the Time and Expense <i>Stephen R. Baker, MD</i> <i>Christian Geannette, BA</i> <i>George F. Wallace, DPM, MBA</i></p>
7:30 AM–5:30 PM	<p>AUR-Agfa Radiology Management Program* Location: Aspen</p>
8:30–10:00 AM	<p>AMSER Members Meeting (open to all current and prospective members) Location: Willow A</p>
8:30–10:00 AM	<p>APCR Business Meeting Location: Willow B</p>
8:30–10:00 AM	<p>APDR Business Meeting Location: Grand Ballroom A</p>
8:30–10:00 AM	<p>(R) A³CR² Informatics Session IN</p> <p>(I) Designing Program Management Aids for a Radiology Residency Program Location: Grand Ballroom C Faculty: <i>Brady K. Huang, MD</i> <i>Leila Khorashadi, MD</i></p>
8:30–10:00 AM	<p>(SAR) RAHSR/RRA Research Symposium IN RS</p> <p>(I) Informatics: Supporting the Research Enterprise Location: Grand Ballroom D Moderator: <i>William G. Bradley, Jr, MD, PhD*</i> Faculty: <i>Daniel L. Rubin, MD</i> <i>Mitchell D. Schnall, MD, PhD*</i> <i>James H. Thrall, MD*</i></p> <p>Learning Objectives:</p> <ol style="list-style-type: none"> 1. Understand the role of informatics in supporting data-mining in the radiology department. 2. Understand the role of informatics in ACRIN. 3. Understand how to build a data warehouse in radiology.
10:00–10:30 AM	<p>Break</p> <p>(SAR) AMA PRA Category 1 Credit™ Poster Session GN Location: Grand Ballroom B</p>
10:30 AM–12:00 PM	<p>Academy of Radiology Research Board of Directors Meeting Location: Cirrus</p>
10:30 AM–12:00 PM	<p>(R) APDR/APCR/AMSER/ACER/A³CR² Session ED IN</p> <p>(I) Informatics and Education Location: Grand Ballroom D Moderator: <i>Joceyln D. Chertoff, MD</i> Faculty: <i>Khan M. Siddiqui, MD*</i></p>

* Faculty financial disclosures are located in the Faculty Index.

12:00–2:00 PM

(R) Luncheon, Awards, and Philips Vydareny Imaging Interpretation Competition (Preliminary)

(SAR) Location: Metropolitan Ballroom

[12:00–1:00 PM]

Luncheon and Awards (Announcements and Introductions)

AUR Joseph E. and Nancy O. Whitley Award (pages 28, 88)
 AUR Memorial Award (page 32)
 AUR Stauffer Awards (page 29)
 RAHSR-ACR Award (pages 33, 78)
 RRA New Investigator Award (page 33)
 AMSER Henry Goldberg Medical Student Award (page 32)
 GERRAF Fellows (page 34)
 Trainee Prizes (pages 65, 67, 103, 104, 106, 107)

[1:00–2:00 PM]

Philips Vydareny Imaging Interpretation Competition—Preliminary (page 39)

(GN)

Presented by Mallinckrodt Institute of Radiology
 Moderator: *Christine M. Peterson, MD*
 Faculty: *Jonathan C. Baker, MD*
Dennis M. Balfe, MD
Sanjeev Bhalla, MD
Jennifer L. Demertzis, MD
Travis J. Hillen, MD
Meghan G. Lubner, MD
Sara Rohr, MD
Jason W. Stephenson, MD

2:00–3:30 PM

APCR Committee Meetings

Location: Diamond

2:00–3:30 PM

(R) AUR/RSNA Keynote Address

(IN)

(I) Imaging Informatics: The Key to Success for the Future of Radiology

(SAR) Location: Grand Ballroom D
 Faculty: *Eliot L. Siegel, MD*

3:30–4:00 PM

Break

(SAR) **AMA PRA Category 1 Credit™ Poster Session**

(GN)

Location: Grand Ballroom B

4:00–4:30 PM

RRA Executive Committee Meeting and Advisory Council

Location: Cedar

4:00–5:30 PM

(I) Informatics Breakout Groups and Follow-up

(IN)

Location: Grand Ballroom C

4:00–5:30 PM

(R) A³CR² Problem Solving 1

(GN)

Location: Grand Ballroom D
 Moderators: *Jennifer L. Demertzis, MD*
Meghan G. Lubner, MD
Sara Rohr, MD

Ideas from this initial session will be discussed at the APDR/APCR/A³CR² Problem-Solving Roundtable on Saturday, 7:00–8:30 AM.

4:00–5:30 PM

AMSER Symposium 2

(ED) (MA)

Building Stronger Relationships between SCARD and AMSER

Location: Douglas
 Moderator: *Robert A. Novelline, MD*

* Faculty financial disclosures are located in the Faculty Index.

Keynote Address

Stephen R. Baker, MD

Learning Objectives:

1. The importance of medical student education as part of a radiology department's mission will be demonstrated with respect to a survey of department chairs.
2. The direct participation of chairs in radiology in the education of medical students will be discussed with respect to a survey of radiology chairs.
3. Opportunities for radiology education in each of the 4 years of medical school will be revealed.
4. The role of the chair as an "actor" and "director" of medical student education in radiology will be presented.

Panel of Chairs and Their Radiology Medical Student Educators

Massachusetts General Hospital

*James H. Thrall, MD**

Robert A. Novelline, MD

Dartmouth-Hitchcock Medical Center

Petra J. Lewis, MD

Peter K. Spiegel, MD

Emory University

Carolyn C. Meltzer, MD

Mark E. Mullins, MD, PhD

Johns Hopkins Medical Institutions

*Jonathan S. Lewin, MD**

Donna Magid, MD, MEd

University of Washington

*Norman J. Beauchamp, Jr, MD, MHS**

Soenke Harms, MD

Pennsylvania State/Milton S. Hershey Medical Center

*Kathleen D. Egli, MD**

Janet A. Neutze, MD

Learning Objectives:

1. Identify educational issues of common interest to SCARD and AMSER.
2. Review resources vital to educators for administering medical student radiology courses and clerkships.
3. Review resources available to chairs for providing medical student educational programs.
4. Identify virtual educational technologies for managing courses and clerkships to complement faculty and other resources.
5. Review faculty responsibilities of radiology clerkship directors and chairs: faculty development, documenting faculty ratings by students, assisting with educational portfolios and CVs.

4:00–5:30 PM

APCR Workshop

ED MA

Program Updates: ACGME, AFIP, the Resident File, and Resident Research

Location: Grand Ballroom A

Moderator: *Gloria Jorge*

[4:00–4:20 PM]

ACGME Update: Resident Log System—How It Works

Speaker *TBD*

[4:25–4:45 PM]

AFIP Update: From 6 Weeks to 4 Weeks

Mark D. Murphey, MD, Course Director, AFIP

[4:50–5:10 PM]

The Resident File: What It Contains and How Long to Keep It

*Jannette Collins, MD, MEd, FCCP**

Learning Objective:

Describe the essential components of a radiology resident file.

* Faculty financial disclosures are located in the Faculty Index.

[5:15–5:30 PM]

Resident Research: What Counts and What Can We Do to Encourage the Residents?

Deborah L. Reede, MD

Learning Objectives:

1. Review the RRC requirements for scholarly activity.
2. Learn the types of activities that qualify as scholarly activity.
3. Learn ways to encourage residents to participate in scholarly activity.

4:00–5:30 PM

AUR Scientific Session 4 (SS04)

ED

Education and Training I (Papers 25–33)

Location: Willow A

Moderator: *Spencer B. Gay, MD**

4:00–6:00 PM



RAHSR Advanced Critical Thinking Skills

HP MA QA

Quality Improvement in Radiology

Location: Willow B

Moderator: *Yoshimi Anzai, MD*

[4:00–4:10 PM]

Quality in Radiology Introduction

Yoshimi Anzai, MD

[4:10–4:30 PM]

P4P General Concept

TBD

[4:30–4:50 PM]

P4P in Radiology

Michael J. Pentecost, MD

Learning Objectives:

1. Understand the background, history, and rationale of pay-for-performance strategies to improve health care.
2. Review case studies of pay-for-performance programs, and identify reasons for their success.
3. Understand pitfalls and shortcomings of pay-for-performance programs.

[4:50–5:10 PM]

Overview of Decision Support and Utilization Management

*Robert L. Bree, MD**

[5:10–5:30 PM]

Utilization Management in an Academic Setting

Vijay M. Rao, MD

[5:30–6:00 PM]

Panel Discussion

Learning Objectives:

1. Understand the needs for quality improvement in radiology.
2. Identify the stakeholders involving quality improvement in radiology.
3. Understand the perspectives and background of pay-for-performance program.
4. Review the measurements of quality improvement.

4:30–5:00 PM

RRA Business Meeting

Location: Cedar

5:30–6:30 PM

APDR New Committee Volunteer Meeting

Location: Issaquah

6:30–9:30 PM



Welcome Reception (all attendees)



Location: Space Needle

* Faculty financial disclosures are located in the Faculty Index.

Friday, March 28, 2008

6:30–8:00 AM	Continental Breakfast (all attendees) Location: Grand Ballroom B	
6:30 AM–4:30 PM	Meeting Registration Location: Grand Ballroom Foyer	
6:30 AM–5:00 PM	Poster Viewing Location: Grand Ballroom B	
6:30 AM–5:00 PM	Exhibit Viewing Location: Grand Ballroom Foyer	
6:30 AM–6:00 PM	Speaker Ready Room Location: Juniper	
7:00–8:30 AM	SCARD Board of Directors Meeting Location: Cedar	
7:00–8:30 AM	(R) A³CR²/ABR Session Location: Grand Ballroom A Moderator: <i>John K. Bradshaw, MD</i>	HP PR
7:00–8:30 AM	APDR/APCR Session APDR Updates: Annual Survey, Personal Health Survey, and Physics Curriculum Location: Grand Ballroom D Moderator: <i>Charles F. Lanzieri, MD</i>	HP MA
[7:00–7:20 AM]	APDR Annual Survey <i>Eric M. Spickler, MD</i> Learning Objectives: 1. Review the results of APDR surveys. 2. Provide statistical evaluation of results in order to identify trends in membership attitudes. 3. Offer a discussion forum for attendees to express opinions regarding the survey. 4. Create new direction for leadership based on member input.	
[7:20–7:40 AM]	Personal Health Survey <i>Jannette Collins, MD, MEd, FCCP*</i> Learning Objectives: 1. Describe radiology resident compliance with recommended health guidelines for physical activity, body weight, diet, and related health indicators. 2. Describe the effect of the work environment on resident compliance with recommended health guidelines.	
[7:40–8:00 AM]	Physics Curriculum Update <i>Mark S. Rzeszotarski, PhD</i> Learning Objectives: 1. Recognize the need to comprehend medical physics in order to make appropriate clinical decisions regarding radiation dose, image quality, and patient safety. 2. Appreciate the progress made on the new medical physics curriculum and what work remains to be completed. 3. Explain the purpose of the AAPM Education Task Force, which is developing Web-based modules for medical physics education of residents and radiologists. 4. Inform medical physicists about the “Workshop on Teaching Medical Physics to Residents” course to be offered at the end of the July 2008 AAPM annual meeting.	
[8:00–8:30 AM]	The Face of Radiology: Impacting the Future by Seeing Two Patients a Day <i>Harvey L. Neiman, MD, PhD</i>	
7:30–8:30 AM	RAHSR Open Business and Membership Meeting (open to all attendees) Location: Willow A	
7:30–8:30 AM	RRA Liaison Committee Meeting Location: Diamond	

* Faculty financial disclosures are located in the Faculty Index.

7:30 AM–5:30 PM

AUR-Philips Academic Faculty Development Program*

Location: Aspen

8:30–10:00 AM

AUR Editorial Executive Committee Meeting and Deputy Editors Meeting

Location: Cirrus

8:30–10:00 AM

**APDR/AUR/SCARD/A³CR²/APCR Joint Session**

ED

ACR Keynote: Future Directions for Medical Education: What Would Abraham Flexner Think?

Location: Grand Ballroom D

Moderator: *Charles S. Resnik, MD*Faculty: *David M. Irby, PhD*

Learning Objectives:

1. Describe how contemporary medical education is shaped by Abraham Flexner's 1910 report on medical education.
2. Examine the current status of medical education through the lens of the Carnegie Foundation for the Advancement of Teaching's study of medical education.
3. Explore future directions for medical education based upon the Carnegie study and research from the learning sciences.

8:30–10:00 AM

GERRAF Breakfast Session

Location: Willow B

10:00–10:30 AM

Break**AMA PRA Category 1 Credit™ Poster Session**

GN

Location: Grand Ballroom B

10:30 AM–12:00 PM

**ACER/A³CR²/APCR/APDR/AUR/RAHSR/RRR/RSNA/SCARD/SNM Joint Session**

IN

**Informatics Roundtables: Discussion and Follow-up**

Location: Grand Ballroom D

Moderator: *G. Scott Gazelle, MD, PhD, MPH**

Learning Objectives:

1. Understand the potential opportunities to use informatics to improve radiology research, teaching, and clinical operations.
2. Understand challenges related to implementing informatics approaches in radiology departments.
3. Develop recommendations for development and funding priorities related to radiology informatics.

[Summary presentations from the session on Wednesday, 1:00–2:30 PM, will start the session.]

12:00–1:30 PM

Lunch on Your Own

12:00–1:00 PM

APDR/APCR Session

IN

Digital Media Exchange: Part II

Location: Grand Ballroom C

Moderators: *J. Mark McKinney, MD**Michelle S. Clevenger, MA*

Learning Objective:

This session is a cooperative exchange of ideas and documents as they relate to radiology education. Digital materials have been provided by program directors and coordinators for sharing amongst colleagues. These digital materials include documents for evaluations, interviewing, orientation, learning portfolios, syllabi, and lectures. The session will highlight some of these digital documents and explain how APDR and APCR members may access them via the APDR Web site. In addition, there will be opportunity to transfer the materials to a personal USB flash drive or hard drive. Come to share and learn with your colleagues.

12:00–2:00 PM

SCARD Business Meeting and Luncheon

Location: Willow A

* Faculty financial disclosures are located in the Faculty Index.

12:00–2:00 PM



SNM Session

NM HP QA

Radiation Safety, Radiopharmacy, and Regulatory Issues: An Update for Senior Radiology Residents

Location: Grand Ballroom A
 Moderator: *Bennett S. Greenspan, MD, MS*
 Faculty: *Stephen M. Karesh, PhD* Learning Objectives:

1. Explain in detail the recently updated radiation safety rules promulgated by the Nuclear Regulatory Commission.
2. Explain the general operation of a “hot lab,” and be familiar with the rules and regulations pertaining to hot lab operation.
3. Be familiar with the radiation safety precautions required when administering both low and high doses of therapeutic radiopharmaceuticals to patients, especially when ¹³¹I is involved.

1:00–2:00 PM

AMSER/APDR Session

PR

Writers and Readers of Letters of Recommendation: Shades of the DaVinci Code

Location: Grand Ballroom C
 Moderator: *Felix S. K. Chew, MD, MBA*

[1:00–1:20 PM]

Overview: Perspectives of Writers and Readers

Donna Magid, MD, MEd
Theresa C. McLoud, MD

[1:20–2:00 PM]

Panel Discussion

Writers Faculty

Petra J. Lewis, MD
Donna Magid, MD, MEd
Robert A. Novelline, MD

Readers Faculty

Bruce R. Baumgartner, MD
Theresa C. McLoud, MD
Angelisa M. Paladin, MD

Learning Objectives:

1. Improve the ability to write effective, nuanced letters of recommendation.
2. Improve the ability to read letters of recommendation critically.
3. Improve understanding of the uses of letters of recommendation.

2:00–3:30 PM

ACER Executive Committee Meeting

Location: Cedar

2:00–3:30 PM



A³CR² Problem Solving 2

ED IN

The Role of Informatics in Optimizing Resident Education

Location: Willow B
 Moderators: *Jennifer L. Demertzis, MD*
Meghan G. Lubner, MD
Sara Rohr, MD

Learning Objectives:

1. Review the ACGME diagnostic radiology program requirements relating to core curriculum and didactic sessions.
2. Briefly present literature addressing the effectiveness of various teaching modalities.
3. Elicit feedback from residents about ways that informatics can be utilized to optimize their educational experience while fulfilling their residency’s educational program requirements.

Ideas from this initial session will be discussed at the APDR/APCR/A³CR² Problem-Solving Roundtable on Saturday, 7:00–8:30 AM.

2:00–3:30 PM




APCR Session

HP PR

TAGME Certification

Location: Grand Ballroom D
 Faculty: *Linda Gacoch, C-TAGME*
President, National Board of Certification

* Faculty financial disclosures are located in the Faculty Index.

2:00–4:00 PM	AMSER/APDR Joint Session: Electronic Education Exhibits Electronic exhibits selected from submitted abstracts Location: Metropolitan Ballroom A	GN
3:00–5:00 PM	SCARD Session Discussion of the Future of Radiology Location: Grand Ballroom A Moderator: <i>Dieter R. Enzmann, MD</i> Learning Objectives: 1. Understand major trends in medical imaging. 2. Understand difference between strategic and scenario planning. 3. Recognize opportunities and threats to academic radiology departments.	MA
3:30–4:00 PM	Break  AMA PRA Category 1 Credit™ Poster Session Location: Grand Ballroom B	GN
4:00–5:30 PM	 A³CR² Session  Summary of Problem Solving Location: Willow B Moderator: <i>Wilbur L. Smith, Jr, MD</i>	ED IN
4:00–5:30 PM	APDR/APCR/ACER Joint Session Faculty Development Location: Grand Ballroom D Moderator: <i>Judith K. Amorosa, MD</i>	ED
[4:00–4:30 PM]	How to Obtain/Provide Resources for Residents <i>Cheri L. Canon, MD</i> Learning Objectives: 1. Identify novel resources for residents, optimizing their educational experience and improving their clinical efficiency. 2. Implement resident training initiatives for scholarly activities.	
[4:30–5:00 PM]	Mentoring <i>Martha B. Mainiero, MD</i> Learning Objectives: 1. Describe how mentoring is different from teaching and advising. 2. Detail the differences between formal and informal resident mentoring programs. 3. List ways in which educators can improve mentoring of residents.	
[5:00–5:30 PM]	Radiology Faculty RVU Equivalent Development for Teaching <i>Anna Rozenshtein, MD</i>	
5:30–6:30 PM	AUR 2009 Program Planning Committee Meeting Location: Cirrus	
5:30–6:30 PM	AUR-Philips Academic Faculty Development Program Reception Location: Diamond	
6:30–7:30 PM	ACER Reception (open to all current and prospective ACER members) Location: Willow A	
7:00–10:00 PM	APDR Past Presidents' Dinner (by invitation only) Location: Union Square Grill	

* Faculty financial disclosures are located in the Faculty Index.

Saturday, March 29, 2008

6:30–8:00 AM	Continental Breakfast (all attendees) Location: Grand Ballroom B
6:30 AM–4:00 PM	Poster Viewing Location: Grand Ballroom B
6:30 AM–4:00 PM	Exhibit Viewing Location: Grand Ballroom Foyer
6:30 AM–4:00 PM	Speaker Ready Room Location: Juniper
6:30 AM–4:30 PM	Meeting Registration Location: Grand Ballroom Foyer

7:00–8:30 AM

AMSER Session

MA PR

Curriculum Vitae, Teaching Portfolio, and Contract Negotiating Workshop and Roundtable Discussions

Location: Aspen
Moderator: *Petra J. Lewis, MD*

Please note: While this session is open to all, preregistration is required for individual CV/teaching portfolio assessment.

[7:00–7:15 AM]

Keynote Address: *Hilary A. Sanfey, MD*

Learning Objectives:

1. Prepare a teaching portfolio.
2. Integrate the aims of a teaching portfolio with personal academic goals and needs.
3. Discuss the usefulness of a teaching portfolio for professional development.

[7:15–8:30 AM]

Workshop and Discussion Facilitators

*Joshua A. Becker, MD**
Jocelyn D. Chertoff, MD
Felix S. K. Chew, MD, MBA
*Kathleen D. Egli, MD**
Robert A. Novelline, MD

Learning Objectives:

1. Evaluate (for preregistered attendees) your personal CV in a one-on-one interaction with experienced senior teaching faculty, and learn how it can be improved to optimize your chances of promotion.
2. Evaluate (for preregistered attendees) your personal teaching portfolio in a similar manner with experienced senior teaching faculty.
3. For other attendees: learn general concepts about developing a teaching portfolio for promotion and job application.
4. Learn how both your current achievements and your future can be maximized for promotion on a teaching track.

* Faculty financial disclosures are located in the Faculty Index.

7:00–8:30 AM



APDR/APCR/A³CR² Session

GN

Problem-Solving Roundtable

Location: Grand Ballroom C
Moderators: Charles S. Resnik, MD
Wilbur L. Smith, Jr, MD

Learning Objectives:

1. Present the results of the chief residents' problem-solving sessions.
2. Have small-group discussions aimed at solving stated problems.
3. Present small-group solutions to all participants.
4. Formulate an overall problem-solving action plan.

8:00–8:30 AM

ACER Business Meeting

Location: Willow A

8:30–10:00 AM



A³CR² Film Panel 1

GN

Location: Grand Ballroom A
Moderators: Gloria J. Guzman Perez-Carrillo, MD
Charles A. Lawrence, MD

Learning Objectives:

1. Learn content information regarding specific diseases presented.
2. Practice oral presentation skills.
3. Learn to succinctly present complex medical information.

8:30–10:00 AM

AMSER Symposium 3

ED HP MA

Education Potpourri

Location: Willow B
Moderator: Nancy J. McNulty, MD

[8:30–9:00 AM]

Vertical Advisory

Donna Magid, MD, MEd

1. Briefly review factors potentially overloading advisors, therefore hampering efforts, energy and enthusiasm.
2. Review the evolution and spread of the John Hopkins Radiology Vertical Advisory system: happy accidents and pitfalls to be aware of as you construct your own Vertical Advisory.
3. Examine how potential advisees react to being vertically referred—pluses and minuses, and how to propose this “turving” when the concept is newly introduced.
4. Surprisingly supportive reaction of the SOM: culture shift and career implications.

[9:00–9:30 AM]

Medical Student Radiology Curriculum Writing by Using the American College of Radiology Appropriateness Criteria

James N. Wise, MD

Learning Objectives:

1. Demonstrate an interdisciplinary approach to integrating ACR Appropriateness Criteria into an “Introduction to Clinical Medicine” curriculum.
2. Demonstrate integration of appropriateness criteria into a case-based format.
3. Discuss integration of case-based format in Web-based media.

[9:30–10:00 AM]


Putting Your Clerkship Online and/or Virtual Clerkship

Kitt Shaffer, MD, PhD

Learning Objectives:

1. Illustrate several examples of online teaching methods for radiology clerkships.
2. Show development of online OSCE-type questions using standardized templates.
3. Demonstrate use of interactive online methods such as forums to enhance learning.

* Faculty financial disclosures are located in the Faculty Index.



8:30–10:00 AM

APDR/APCR Joint Session

PR

The Competencies

Location: Grand Ballroom D
Moderator: *Martha B. Mainiero, MD*

[8:30–9:00 AM]

Systems-based Practice: ACR Initiatives

Richard B. Gunderman, MD, PhD
Martha B. Mainiero, MD

Learning Objectives:

1. List the elements of systems-based practice education.
2. Demonstrate a new product being developed by ACR to assist educators in teaching systems-based practice.
3. Describe how the educational product can be integrated into educational programs.

[9:00–9:30 AM]

Practice-based Learning and Systems-based Practice

Deborah A. Baumgarten, MD, MPH

Learning Objectives:

1. Be more familiar with the concepts of practice-based learning and systems-based practice.
2. Know practical ways to assess these two competencies.
3. Be more familiar with the resident learning portfolio.

[9:30–10:00 AM]

A General Competencies Resident Rotation

Lee B. Talner, MD

Learning Objectives:

1. Learn keys to creating a successful competencies rotation (successful = it meets or exceeds ACGME/RRC requirements, and residents, faculty, and hospital like it!).
2. Learn how to leverage your hospital to fund an additional resident slot for competencies rotation.
3. Learn how integrating a competencies rotation into resident training can help you reach your educational goals, improve your practice, and enhance resident morale.

8:30–10:00 AM



RRA Symposium

BR CH GI CT MO IN



Computer-aided Diagnosis

Location: Douglas
Moderator: *William G. Bradley, Jr, MD, PhD**

[8:30–9:00 AM]

Chest CAD

*David P. Naidich, MD**

Learning Objectives:

1. Review the challenges in the detection of lung nodules at CT.
2. Discuss the status of computer-assisted detection (CAD) for lung nodule detection.
3. Review current limitations of CAD for nodule detection.
4. Discuss additional potential computer applications for evaluating diseases of the thorax.

[9:00–9:30 AM]

CAD of Mammography

*Valerie P. Jackson, MD**

Learning Objectives:

1. Describe the current literature on CAD for mammography.
2. Discuss the pros and cons of the use of CAD.
3. Describe the role of CAD in mammography practice.

[9:30–10:00 AM]

CAD of CT Colonography

*Michael E. Zalis, MD**

8:30–10:00 AM



Informatics Writing Group: Next Steps

Location: Diamond

IN

* Faculty financial disclosures are located in the Faculty Index.

8:30–10:00 AM

AUR Scientific Session 5 (SS05)

Abdominal Imaging (Papers 34–42)

GI

Location: Willow A
Moderators: Vikram S. Dogra, MD
Fiona M. Fennessy, MD, PhD*

10:00–10:30 AM



Break: Poster Viewing

Location: Grand Ballroom B

10:30 AM–12:00 PM



A³CR² Film Panel 2

MA

Location: Grand Ballroom A
Moderators: Gloria J. Guzman Perez-Carrillo, MD
Charles A. Lawrence, MD

Learning Objectives:

1. Learn content information regarding specific diseases presented.
2. Practice oral presentation skills.
3. Learn to succinctly present complex medical information.

10:30 AM–12:00 PM

APDR/APCR/ACER Joint Session

ED HP QA

Games and Requirements

Location: Grand Ballroom D
Moderator: Janet E. Bailey, MD

[10:30–11:00 AM]

Radiology Games

Liem T. Mansfield, MD

Learning Objectives:

1. Understand the characteristics of adult learners.
2. Know the different techniques of learning and teaching.
3. Learn how to create games for use in radiology education.

[11:00–11:30 AM]

Practice Quality Improvement

Janet E. Bailey, MD

[11:30 AM–12:00 PM]

The ACGME Web-based Portfolio Project

Stacy E. Smith, MD

10:30 AM–12:00 PM

RAHSR Scientific Session 6 (SS06)

HP

RAHSR/Health Services (Papers 43–51)

Location: Willow A
Moderators: Yoshimi Anzai, MD
Ruth C. Carlos, MD, MS

12:00–2:00 PM

Luncheon, AUR Business Meeting, and Philips Vydareny Imaging Interpretation Competition (Finals)

Location: Grand Ballroom C

[12:00–1:00 PM]

Luncheon and AUR Business Meeting

[1:00–2:00 PM]



Philips Vydareny Imaging Interpretation Competition (Finals)

GN



Presented by Mallinckrodt Institute of Radiology

Moderator: Christine M. Peterson, MD
Faculty: Jonathan C. Baker, MD
Dennis M. Balfe, MD
Sanjeev Bhalla, MD
Jennifer L. Demertzis, MD
Travis J. Hillen, MD
Meghan G. Lubner, MD
Sara Rohr, MD
Jason W. Stephenson, MD

* Faculty financial disclosures are located in the Faculty Index.

2:00–3:30 PM

AMSER Medical Education Workshop

ED MA

Skinning Your Problem Cat Revisited/Problem-solving Session: Panel Discussion

Location: Willow B
Moderator: *Joshua A. Becker, MD**
Faculty: *Donald N. DiSalvo, MD*
Carl R. Fuhrman, MD
Soenke Harms, MD
William Herring, MD
C. Wallace Hooser, MD
B. Mahendri Raidoo, MBChB

Learning Objectives:

1. Describe the use of various educational techniques.
2. Discuss how programs solve the faculty instruction time needs.
3. Discuss competency testing.

2:00–3:30 PM

R APDR/APCR/A³CR²/SNM Session

MA PR

Fellowship Issues: Internal Candidates—Matched and Nonmatched Fellowships

Location: Grand Ballroom D
Moderators: *Nafi Aygun, MD*
David M. Yousem, MD

The Data: Comparison of Matched and Nonmatched Fellowships for Recruitment of Internal Candidates

Nafi Aygun, MD
David M. Yousem, MD

The Benefits of Internal Candidates: Fellowship Director

Donald J. Flemming, MD

The Disadvantages of Internal Candidacy: Fellowship Director

Nafi Aygun, MD

The Benefits of Internal Candidacy: Resident Candidate

J. Carmen Timberlake, MD

The Disadvantages of Internal Candidacy: Resident Candidate

Daniel J. Boss, MD

Learning Objectives: Fellowship Issues

1. Learn the rates at which matched and unmatched programs accept internal candidates.
2. Compare the advantages and disadvantages for fellowship applicants in taking internal candidates.
3. Compare the advantages and disadvantages for fellowship program directors in taking internal candidates.
4. Formulate policies that address the outstanding issues regarding early acceptance of internal candidates.

2:00–3:30 PM

AUR Scientific Session 7 (SS07)

NR

Neuroradiology (Papers 52–59)

Location: Douglas
Moderators: *Annette C. Douglas-Akinwande, MD**
Mark E. Mullins, MD, PhD

* Faculty financial disclosures are located in the Faculty Index.

2:00–4:00 PM



GERRAF Mini-Retreat (RAHSR Joint Session)



Location: Willow A
Moderator: Ronald L. Arenson, MD*

Presentation of GERRAF Fellows' projects, with a roundtable discussion critique. Format is similar to the annual GERRAF mentorship retreat. Presentations are supported in part by the GE-AUR Radiology Research Academic Fellowship (GERRAF) grant.

2006 Fellows

Wendy B. DeMartini, MD*
Edward Y. Lee, MD*
Cynthia S. Santillan, MD*

2007 Fellows

Paul P. Cronin, MBCh*
Marta E. Heilbrun, MD*
Nabile M. Safdar, MD*
Hanna M. Zafar, MD, MHS*

3:30–4:00 PM

Break: Poster Viewing

Location: Grand Ballroom B

3:30–4:00 PM

AUR Development Committee Meeting

Location: Cedar

3:30–5:00 PM

SNM Session



Molecular Imaging

Location: Aspen
Moderator: Bennett S. Greenspan, MD, MS
Faculty: David A. Mankoff, MD, PhD*

Learning Objectives:

1. Discuss clinical and biologic goals for cancer molecular imaging.
2. List targets and probes for cancer molecular imaging.
3. Describe the approach to study design for clinical trials of molecular imaging.

3:45–5:00 PM



A³CR² Business Meeting

Location: Douglas

4:00–5:15 PM

AUR Session 8 (SS08)



Education and Training II (Papers 60–66)

Location: Willow A
Moderator: Robert A. Novelline, MD

4:00–5:30 PM

APCR Business Meeting

Location: Willow B

5:00–5:30 PM

SNM Academic Council Board Meeting

Location: Aspen

6:30–7:30 PM



Annual Banquet Cocktail Reception

Location: Grand Ballroom Foyer

7:30–11:00 PM



Annual Banquet and Awards Ceremony

Location: Grand Ballroom C

* Faculty financial disclosures are located in the Faculty Index.

